

CUSTOMER REFERENCE

## COMCORK WALK EASY PROILE 6 mm

Sample description as provided by customer  
Comcork Walk Easy Profile 6 mm

TEST METHOD ISO 9239-1(2010 06-15) Determination of the Burning Behaviour using a radiant heat source As required by the New Zealand Building Code Clause C3.4 (b) (April 2012)

The test values relate to the behaviour of the test specimens of a product under the particular conditions of the test, they are not intended to be the sole criterion for assessing the potential fire hazard of the product. Clause 10 (o) of ISO 9239-1:2010.

Conditioning as specified in BS EN 13238.2001

Sample submitted Date **July 2014**

Test Date **04 Aug 2014**

### ASSEMBLY SYSTEM: DIRECT STICK (Details Below).

The floor covering was directly stuck to the substrate using **MAPEI ADESILEX G 19** adhesive.

Substrate: **Non-Combustible**

Substrate - **6mm Fibre Reinforced Cement Board to simulate a Non-Combustible Flooring.**

The Holding Torque on Specimen Frame was 2Nm.



Initial Test Specimen 1 Length Direction Critical Radiant Flux **6.8 kW/m<sup>2</sup>**  
Specimen 1 Width Direction Critical Radiant Flux **6.2 kW/m<sup>2</sup>**  
Full tests carried out in the **Width** Direction

SPECIMEN	Width #1	Width #2	Width #3	Mean
Critical Radiant Flux (kW/m <sup>2</sup> )	<b>6.2</b>	<b>6.8</b>	<b>7.0</b>	<b>6.7</b>

The value quoted below is as required by the New Zealand Building Code Clause C3.4 (b) (April 2012) "Minimum critical radiant flux when tested to ISO 9239-1:2010". Hence the Radiant Flux quoted is the value at Flame-Out/Extinguishment Not after a 30 minute burn as used in Europe.

## MEAN CRITICAL RADIANT FLUX **6.7 kW/m<sup>2</sup>**

OBSERVATIONS: **The samples shrunk away from the heat source, ignited and burnt a relatively short distance.**

 <b>NATA</b> ACCREDITED FOR <b>TECHNICAL</b> <b>COMPETENCE</b>	<b>M. B. Webb</b> Technical Manager	
	DATE: 4/8/2014	
	Performance & Approvals Testing No. 15393	
	Accredited for compliance with ISO/IEC 17025.	

PAGE 1 of 2

Clause 10 (o) of ISO 9239-1:2010

The values on Page 2 have no relevance to the Code.

1004 04 09


**TIME FOR EACH SPECIMEN TO REACH EACH MARKER IN SECONDS**

Specimen	50	60	110	160	210	260	310	360	410	460	510	560	610	660	710	760	810	860
1	199	201	323	388	568	879	1088	/										
2	206	208	298	511	688	816	1350	/										
3	190	192	302	426	679	948												

**TESTS**

**BURNING CHARACTERISTICS**

Specimen	Burn Length (mm) at Flame Out/ Extinguishment	Time To Burn Out (s)
Initial Test: <b>Length</b>	<b>312</b>	<b>1,674</b>
Specimen Tests: <b>Width</b>		
1	<b>340</b>	<b>1,713</b>
2	<b>310</b>	<b>1,367</b>
3	<b>300</b>	<b>1,275</b>
<b>Mean</b>	<b>317</b>	<b>1,452</b>




**NATA**  
ACCREDITED FOR  
**TECHNICAL  
COMPETENCE**

**M. B. Webb**  
Technical Manager

DATE: 04 Aug 2014

Performance and Approvals  
Testing No. 15393  
**Accredited for compliance  
with ISO/IEC 17025.**

*The laboratory does not allow the use of this page of the report without the use of page 1.*

This page alone has no validity under Clause 10 ( o ) of ISO 9239-1:2010

2004 04 09 7913 5 August 2014