



FRANCE 1894

· WINCKELMANS ·
MANUFACTURE DE CARREAUX CÉRAMIQUES

CATALOGUE






CONTENTS

- 4 Tiles from generation to generation
- 6 A factory anchored in tradition
- 8 Formats and accessories
- 10 Colours
- 12 How to use this catalogue
- 14 Squares
- 36 Rectangles
- 44 Hexagons
- 68 Rounds
- 70 Octagons and dots
- 78 Triangles
- 88 Diamonds
- 92 Mosaic compositions
- 102 Decorated tiles
- 110 Encaustics
- 112 Designs
- 132 Borders
- 138 Bespoke
- 142 Laying and maintenance advice
- 144 Technical data
- 146 UPEC rating
- 148 Important information
- 149 Notes

TILES FROM GENERATION TO GENERATION



Everything started for Théophile Winckelmans in 1894 when he opened his unglazed tile factory in Lomme in Northern France (Lille).

The plan, from the very beginning, was to offer elegant, aesthetic and customisable products that were also versatile and technical.

Every generation had their challenges, including the terrible bombing of the workshops in 1944 which were then rebuilt, the radical changes in trends in the early 80s, the start of export or the modernisation of our workshops in the 2000s. All challenges faced and met by every generation without ever losing sight of the founder's vision and the factory's original spirit.

Almost 130 years and 5 generations later, the Winckelmans factory still stands proud on its original site and has grown thanks to a second French production site in Decize, in Burgundy.





W



5



A FACTORY ANCHORED IN TRADITION



6





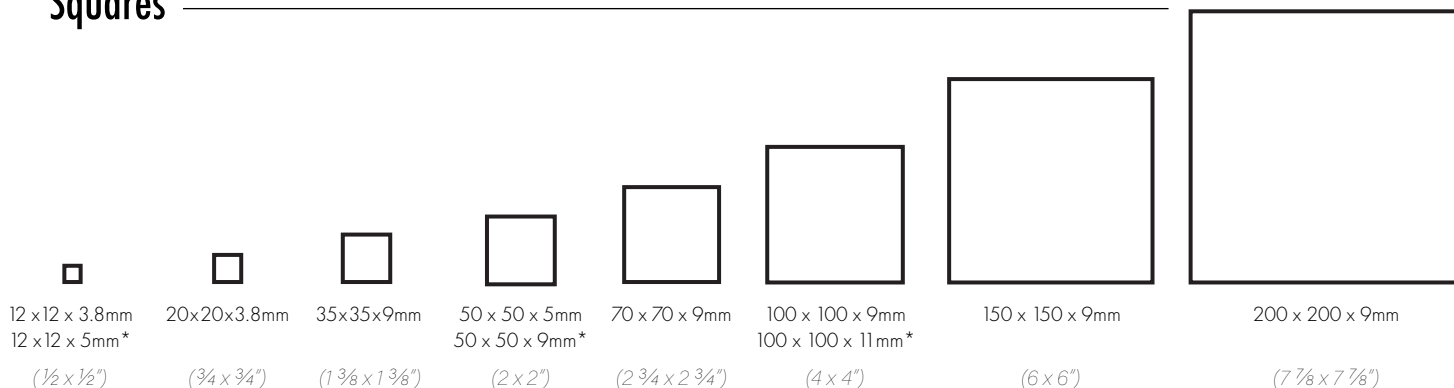
The Winckelmans factory has been awarded the French Living Heritage Business label thanks to its attachment to traditional production methods that place manual craftsmanship at the heart of its activity. It exports its small tiles all over the world.

Faithful to its founder's vision, Winckelmans offers exclusive French production with unchanging prerequisites: natural raw materials, handing down of traditional know-how from generation to generation, and a constant attention to detail to be able to offer highly technical products that are also pleasing to the eye and in line with late 19th century production.

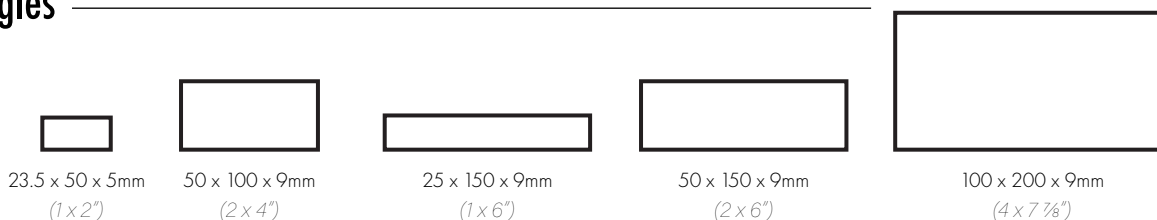


FORMATS AND ACCESSORIES

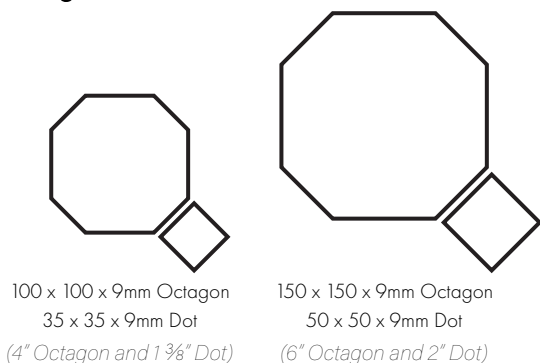
Squares



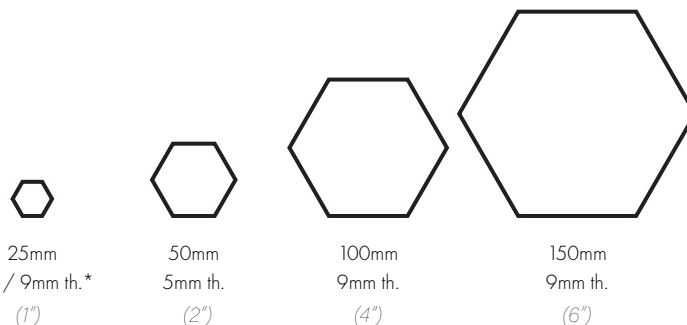
Rectangles



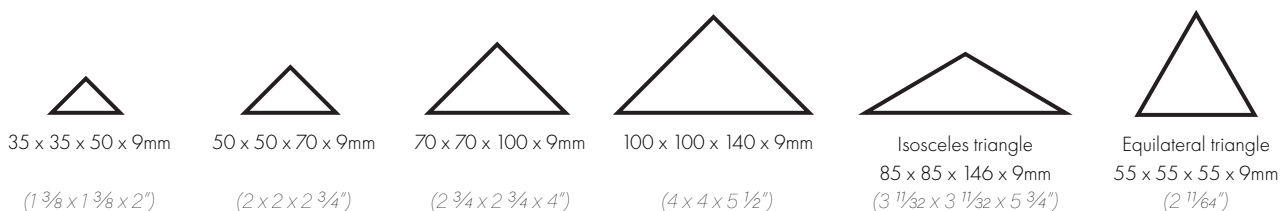
Octagons and Dots



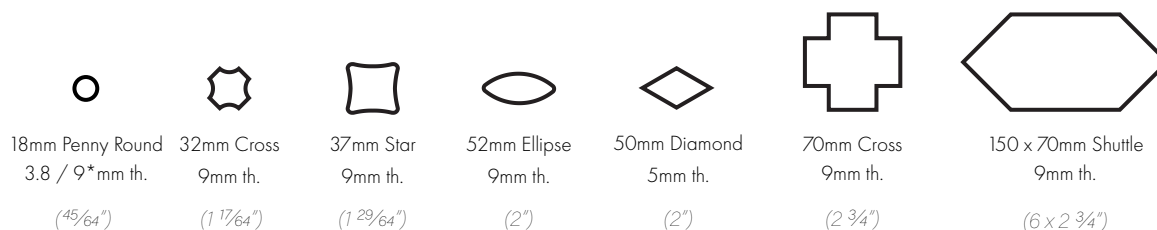
Hexagons



Triangles

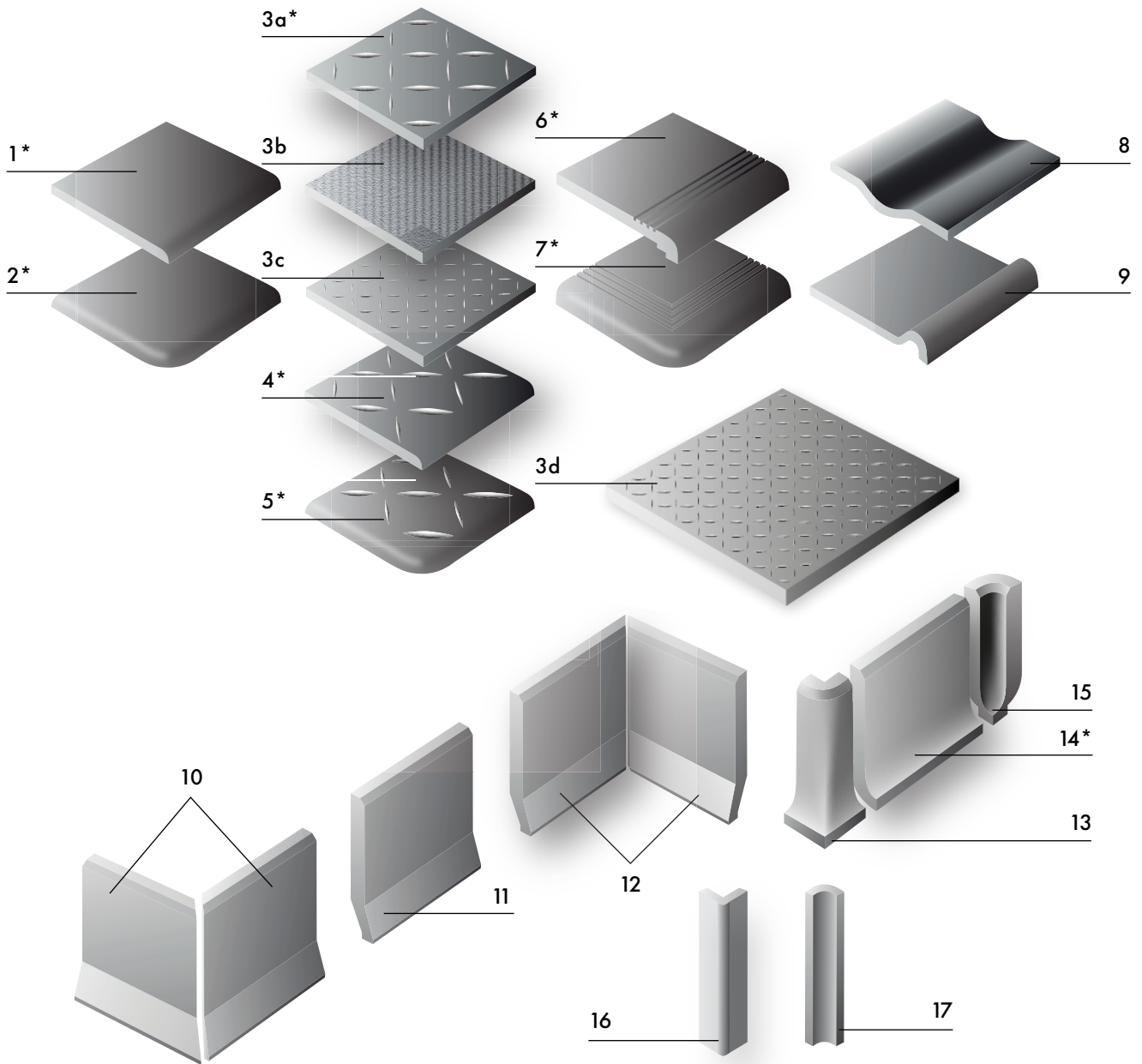


Other formats



* Increased thickness available upon request





1. 100 x 100mm (4 x 4") with Round Edge* / 2. 100 x 100mm (4 x 4") with 2 Round Edges* / 3a. R10 Rice Grain Anti-slip 100 x 100mm (4 x 4")* / 3b. R11 Orange Peel Anti-slip 100 x 100mm (4 x 4") / 3c. R12 Small Rice Grain Anti-slip 100 x 100mm (4 x 4") – 3d. R12 Small Rice Grain Anti-slip 150 x 150mm (6 x 6") / 4. Anti-slip 100 x 100mm (4 x 4") with 1 Round Edge* / 5. Anti-slip 100 x 100mm (4 x 4") with 2 Round Edges* / 6. 100 x 100mm (4 x 4") Step Tread* / 7. 100 x 100mm (4 x 4") Step Tread with 2 Round Edges* / 8. Swimming Pool Channel / 9. Swimming Pool Edge (Finger Grip) / 10. Sit-on Skirting External Angle / 11. Sit-on Skirting / 12. Sit-on Skirting Internal Angle / 13. Coved Skirting External Angle / 14. Coved Skirting* / 15. Coved Skirting Internal Angle / 16. Swimming Pool External Angle / 17. Swimming Pool Internal Angle


*Available in 100 x 100mm (4 x 4") and 50 x 50mm (2 x 2") formats



COLOURS

PLAIN COLOURS

All plain colours are available in all formats and can be used in all designs.



Super White
BAS



White
BAU



Ontario
ONT



Linen
LIN



Taupe
TAU



Coffee
CAF



Black
NOI



Pearl Grey
PER



Pale Grey
GRP



Grey
GRU



Charcoal
ANT



Slate
ARD



Red
ROU



Chocolate
CHO



Toffee
CAR



Havana
HAV



Yellow
JAU



Cognac
COG



Pistachio
PIS



Pale Green
VEP



Green
VEU



Dark Green
VEF



Australian Green
VEA



Pale Blue
BEP



Blue
BEU



Dark Blue
BEF



Blue Moon
BEN



Pink
RSU



Old Pink
RSV



Parma
PAR



Vanilla
VAN




Ivory
IVO




SPECKLED




Grey
201




Yellow
202



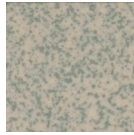
Stone
203



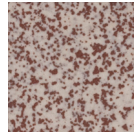
Pink
207




Blue
208




Green
209



Red
210




Emerald
EME



Pyrenees
PYR


PORPHYRY




Grey
501




Yellow
502




Stone
503




Brown
504



Black
505



Rust
506



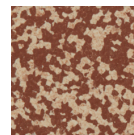
Pink
507



Blue
508



Green
509



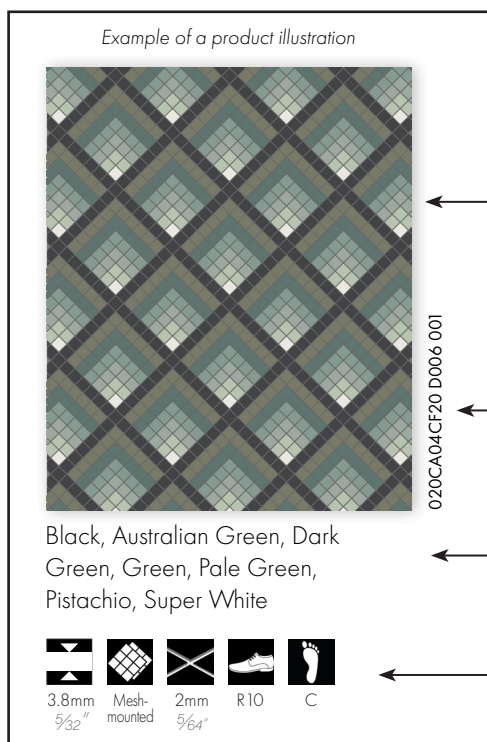
Red
510

FORMATS AVAILABLE IN SPECKLED AND PORPHYRY COLOURS

		SQUARES				
		20 x 20 x 3.8mm (3/4 x 3/4")	50 x 50 x 5mm (2 x 2")	100 x 100 x 9mm (4 x 4")	100x100mm R10 Rice Grain Anti-slip (4 x 4")	150 x 150 x 9mm (6 x 6")
SPECKLED	201	◆	◆	◆	◆	◆
	202	◆		◆	◆	
	203	◆		◆	◆	
	207	◆	◆	◆	◆	
	208	◆		◆	◆	
	209	◆		◆	◆	
	210	◆		◆	◆	
	EME		◆	◆	◆	
	PYR		◆	◆	◆	
PORPHYRY	501		◆	◆	◆	◆
	502		◆	◆	◆	◆
	503		◆	◆	◆	
	504		◆	◆	◆	
	505		◆	◆	◆	
	506		◆	◆	◆	
	507		◆	◆	◆	
	508		◆	◆	◆	
	509		◆	◆	◆	
	510		◆	◆	◆	

HOW TO USE THIS CATALOGUE

UNDERSTANDING THE SYMBOLS



Product illustration

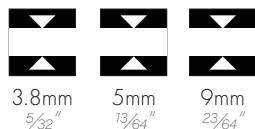
Product reference

Product colour

All the designs shown can be customized using the colours on page 10.

Symbols (see below)

THICKNESS



Thickness varies from one format to another. We recommend selecting formats of same thickness if different patterns or formats are to be combined on the same surface.

SLIP STANDARDS

Our tile slip rating is assessed using two types of standard (DIN 51130 and DIN 51097). The R value is used when footwear is worn, whereas the A/B/C value is important for wet rooms (bathrooms or swimming pools) where people walk in bare feet.

Slip rating wearing footwear



- R9 Normal adherence
- R10 Medium adherence
- R11 High adherence
- R12 Very high adherence

Slip rating in bare feet



- A Medium adherence
- B High adherence
- C Very high adherence

SUPPLY TYPE



Mesh-mounted

Indicates that a design is supplied pre-assembled on sheets (using fibre or paper) for easier laying.

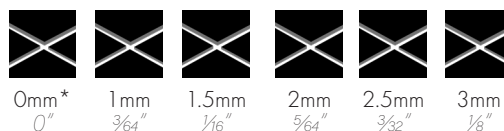


Loose

Order supplied as loose tiles.

GROUT SIZE

Indicates the standard grout size in mm.



*Some designs and borders are prepared edge to edge (0mm (0") grout line) and may not be suitable for all types of project.



THE VISUALIZER

<https://www.winckelmans.com/visualizer> 🔍

The Winckelmans visualizer is available on computers and smartphones and lets you view our tiling in your home. Take a picture of your interior, select a design and see what it looks like instantly!



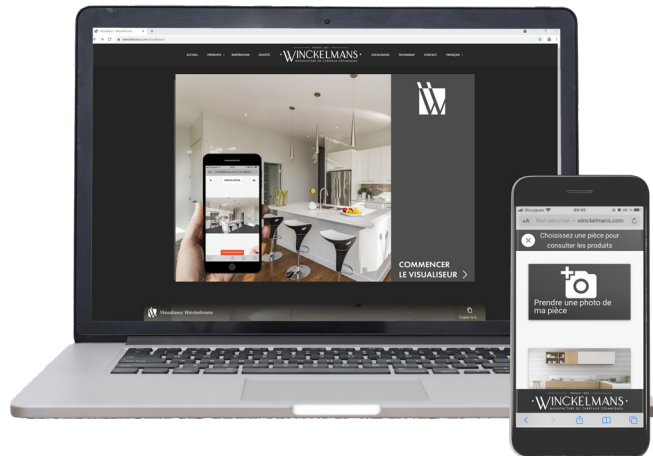
View our products at home



Easy to use



It only takes a few seconds!



FOLLOW US FOR EVEN MORE INSPIRATION!

The presented products from this catalogue are just a glimpse of the possibilities our small tiles offer. Subscribe to our Instagram, Facebook or Pinterest accounts to discover and be inspired by our most outstanding creations!




@winckelmanstiles_official



@winckelmanstilesofficial



@winckelmans1894



SQUARES




14

PEARL GREY


SUPER WHITE

BLACK





200 x 200 x 9mm
(7 7/8 x 7 7/8")



150 x 150 x 9mm
(6 x 6")



100 x 100 x 9/11* mm
(4 x 4")



70 x 70 x 9mm
(2 3/4 x 2 3/4")



50 x 50 x 5 /9* mm
(2 x 2")



35 x 35 x 9mm
(1 3/8 x 1 3/8")



20 x 20 x 3.8mm
(3/4 x 3/4")



12 x 12 x 3.8/5* mm
(1/2 x 1/2")



* Increased thickness available upon request




SUPER WHITE




12 x 12mm plain Micro-mosaic

1/2 x 1/2"




012CA04CF20 BAS

Super White





012CA04CF20 NOI

Black




012CA04CF20 VEF

Dark Green




20 x 20mm plain Mosaic

3/4 x 3/4"




020CA04CF20 BAU

White






020CA04CF20 ROU

Red




020CA04CF20 RSU

Pink





35 x 35mm plain Dots

1 3/8 x 1 3/8"





035CA09CF30 BAS

Super White




035CA09CF30 PIS

Pistachio




035CA09CF30 HAV

Havana





50 x 50mm plain Squares

2 x 2"





050CA05CF30 NOI

Black




050CA05CF30 BEF

Dark Blue



050CA05CF30 ARD


Slate






70 x 70mm plain Squares

2 3/4 x 2 3/4"




070CA09CF25 TAU

Taupe




070CA09CF25 JAU

Yellow



070CA09CF25 VEA


Australian Green



9mm 23/64" Mesh-mounted 2.5mm 3/32"



9mm 23/64" Mesh-mounted 2.5mm 3/32"



9mm 23/64" Mesh-mounted 2.5mm 3/32"

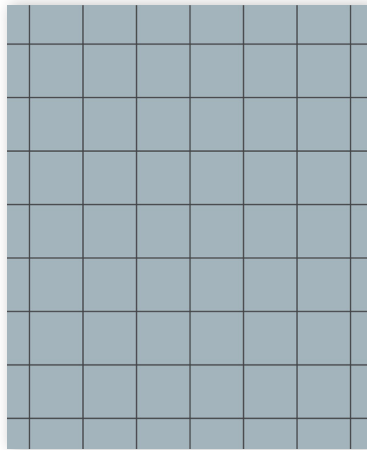
100 x 100mm plain Squares

4 x 4"




100CA09V NOI

Black




100CA09V BEP

Pale Blue



100CA09V RSU


Pink



9mm 23/64" Loose R10 B



9mm 23/64" Loose R10 B




9mm 23/64" Loose R10 B



150 x 150mm plain Squares

6 x 6"




150CA09V NOI

Black



9mm
23/64"

Loose R10 B



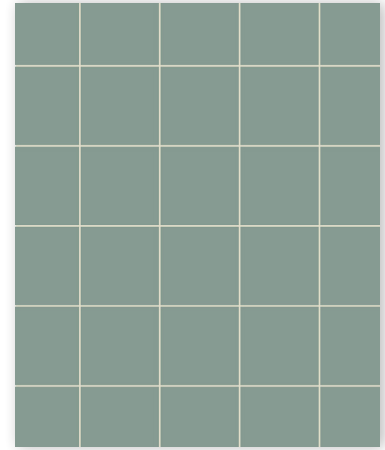
150CA09V BAU

White



9mm
23/64"

Loose R10 B



150CA09V VEU

Green




9mm
23/64"

Loose R10 B

200 x 200mm plain Squares

7 7/8 x 7 7/8"




200CA09V ANT

Charcoal



9mm
23/64"

Loose R9 B




200CA09V ROU

Red



9mm
23/64"

Loose R9 B



200CA09V CAF

Coffee




9mm
23/64"

Loose R9 B




50 x 50mm random mix

2 x 2"




050CA05CF30 M001

Super White (56%), Charcoal (33%), Black (11%)




50 x 50mm random mix

2 x 2"




050CA05CF30 M002

Dark Blue (56%), Blue (33%), Pale Blue (11%)




50 x 50mm random mix

2x2"




050CA05CF30 M003

Super White (43%), Dark Green (27%), Green (12%), Pearl Grey (6%), Pale Green (12%)




50 x 50mm random mix

2x2"




050CA05CF30 M004

Super White (43%), Slate (27%), Pearl Grey (13%), Cognac (17%)





20 x 20mm Mosaic design

¾ x ¾"





020CA04CF20 D001 001

Super White, Black




020CA04CF20 D001 002

Pearl Grey, Slate



020CA04CF20 D001 003


Super White, Red



24


20 x 20mm Mosaic design

¾ x ¾"





020CA04CF20 D002 001

Super White, Pearl Grey, Yellow



020CA04CF20 D002 002

White, Black, Charcoal



020CA04CF20 D002 003

White, Green, Dark Green





SUPER WHITE

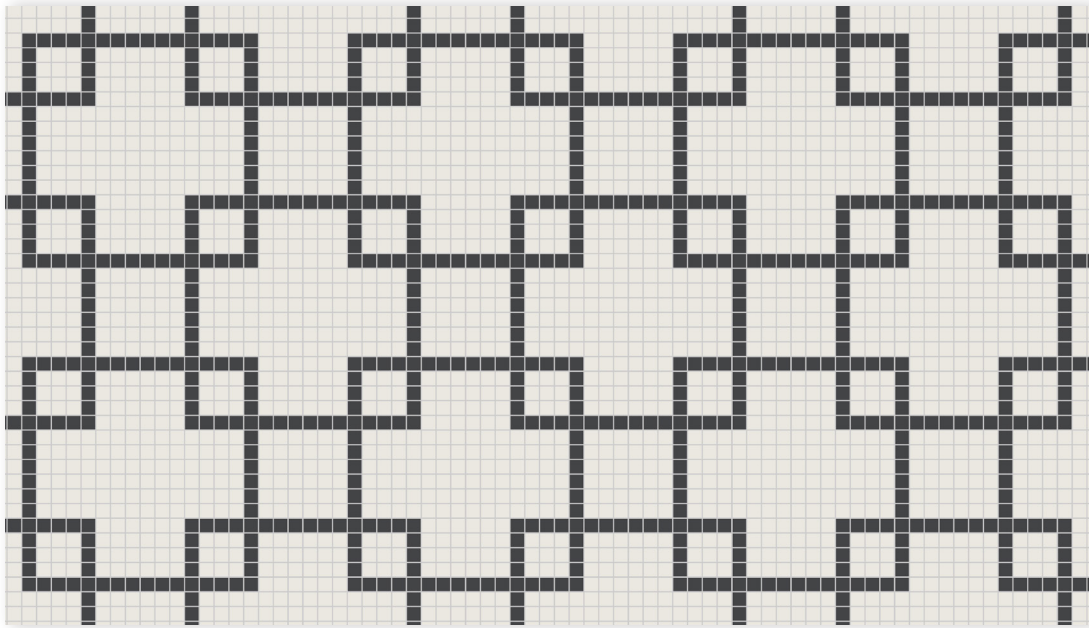
PEARL GREY

BLACK



20 x 20mm Mosaic design

$\frac{3}{4} \times \frac{3}{4}$ "



020CA04CF20 D003 001


Super White background
Black design



3.8mm $\frac{5}{32}$ " Mesh-mounted 2mm $\frac{5}{64}$ " R10 C

20 x 20mm Mosaic design

$\frac{3}{4} \times \frac{3}{4}$ "



020CA04CF 20 D003 002

Red background
White design



3.8mm $\frac{5}{32}$ " Mesh-mounted 2mm $\frac{5}{64}$ " R10 C



20 x 20mm Mosaic design

$\frac{3}{4} \times \frac{3}{4}$ "



020CA04CF20 D004 001

Super White, Black, Yellow



3.8mm
 $\frac{5}{32}$ "

Mesh-
mounted

2mm
 $\frac{5}{64}$ "

R10

C

20 x 20mm Mosaic design

$\frac{3}{4} \times \frac{3}{4}$ "



020CA04CF20 D004 002

Black, Super White, Red



3.8mm
 $\frac{5}{32}$ "

Mesh-
mounted

2mm
 $\frac{5}{64}$ "

R10

C




20 x 20mm Mosaic design

¾ x ¾"



020CA04CF20 D005 001

Black, White



020CA04CF20 D005 002

Super White, Pearl Grey




020CA04CF20 D005 003

Super White, Dark Green





20 x 20mm Mosaic design

¾ x ¾"





020CA04CF20 D006 001

Black, Australian Green, Dark Green, Green, Pale Green, Pistachio, Super White




020CA04CF20 D006 002

Black, Blue Moon, Dark Blue, Blue, Pale Blue, Pearl Grey, Super White



020CA04CF20 D006 003

Black, Charcoal, Pale Grey, Linen, Ontario, White, Super White





- BLACK
- AUSTRALIAN GREEN
- DARK GREEN
- GREEN
- PALE GREEN
- PISTACHIO
- SUPER WHITE




50 x 50mm Squares design

2x2"




050CA05CF30 D007 001

Black, White




050CA05CF30 D007 002

White, Black



050CA05CF30 D007 003

Super White, Australian Green



30



50 x 50mm Squares design

2x2"




050CA05CF30 D008 001

Coffee, Black, White




050CA05CF30 D008 002

Black, Super White, Yellow



050CA05CF30 D008 003

White, Black, Dark Green




50 x 50mm Squares design

2x2"



050CA05CF30 D009 001

Pale Grey, Super White, Black, Pearl Grey





050CA05CF30 D009 002

Pistachio, Dark Green, Black, White



050CA05CF30 D009 003

Black, Yellow, Super White, Ivory



50 x 50mm Squares design

2x2"



050CA05CF30 D010 001

Black, Super White, Charcoal






050CA05CF30 D010 002

Blue Moon, Super White, Pistachio



050CA05CF30 D010 003

White, Green, Pistachio




70 x 70mm Squares design

2 3/4 x 2 3/4"



070CA09CF25 D011 001


Super White, Black, Pearl Grey



9mm 23/64" Mesh-mounted 2.5mm 3/32"


70 x 70mm Squares design

2 3/4 x 2 3/4"



070CA09CF25 D011 002

Super White, Cognac, Pale Green



9mm 23/64" Mesh-mounted 2.5mm 3/32"




70 x 70mm Squares design

2 3/4 x 2 3/4"



070CA09CF25 D012 001

Super White, Black




70 x 70mm Squares design

2 3/4 x 2 3/4"




070CA09CF25 D012 002

Super White, Parma




100 x 100mm Squares checker

4 x 4"




100CA09CF25 DAM BAU/NOI

White, Black





100CA09CF25 DAM BAS/VEA

Super White, Australian Green




100CA09CF25 DAM ONT/RSY

Old Pink, Ontario




100 x 100mm Squares checker

4 x 4"



100CA09CF25 DAM BAS/BEF

Super White, Dark Blue






100CA09CF25 DAM ROU/BAU

Red, White



100CA09CF25 DAM LIN/BAU

White, Linen



100 x 100mm Squares design

4x4"



100CA09CF25 D013 001

Havana, Yellow, Super White




100CA09CF25 D013 002

White, Dark Green, Pistachio



100CA09CF25 D013 003

Linen, Taupe, White




150 x 150mm Squares and 50 x 50mm Dots

6x6" and 2x2" dot




150CA09V D014 001

White, Black



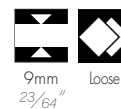
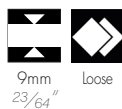
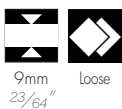
150CA09V D014 002

Old Pink, White



150CA09V D014 003

Slate, White




RECTANGLES




36

GREEN






200 x 100 x 9mm
(7 7/8 x 4")



150 x 50 x 9mm
(6 x 2")



150 x 25 x 9mm
(6 x 1")



100 x 50 x 9mm
(4 x 2")




50 x 23.5 x 5mm
(2 x 1")




Plain 50 x 23.5mm linear Rectangles

2x1"




050RE05CFL30 NOI

Black




050RE05CFL30 GRU

Grey




050RE05CFL30 COG

Cognac




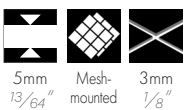
Plain 50 x 23.5mm brickbond Rectangles

2x1"





050RE05CFD30 ARD

Slate




050RE05CFD30 CAR

Toffee




050RE05CFD30 BEU

Blue



Plain 100 x 50mm linear Rectangles

4x2"




100RE09CFL25 BAU

White



9mm $23/64"$ Mesh-mounted 2.5mm $3/32"$




100RE09CFL25 VEF

Dark Green



9mm $23/64"$ Mesh-mounted 2.5mm $3/32"$



100RE09CFL25 ANT


Charcoal



9mm $23/64"$ Mesh-mounted 2.5mm $3/32"$

Plain 100 x 50mm brickbond Rectangles

4x2"




100RE09CFD25 NOI

Black



9mm $23/64"$ Mesh-mounted 2.5mm $3/32"$




100RE09CFD25 ROU

Red



9mm $23/64"$ Mesh-mounted 2.5mm $3/32"$



100RE09CFD25 VEP

Pale Green

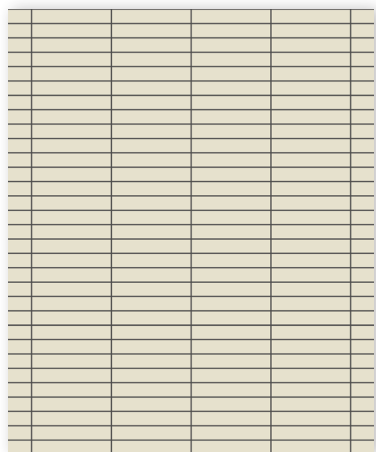


9mm $23/64"$ Mesh-mounted 2.5mm $3/32"$



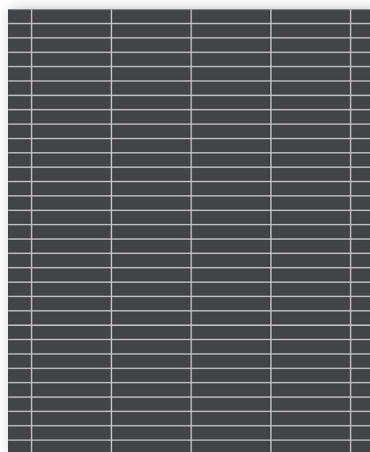
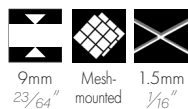
Plain 150 x 25mm linear Rectangles

6 x 1"



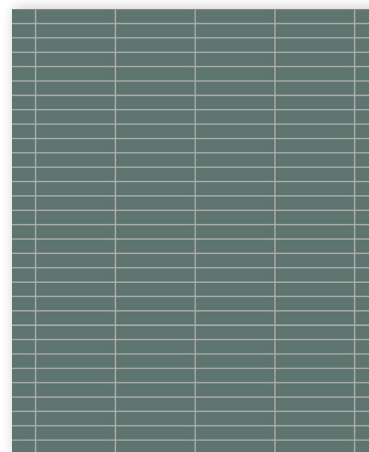

150RS09CFL15 BAU

White




150RS09CFL15 NOI

Black




150RS09CFL15 VEF

Dark Green





Plain 150 x 50mm linear Rectangles

6 x 2"





150RT09CFL25 NOI

Black




150RT09CFL25 GRP

Pale Grey




150RT09CFL25 VAN

Vanilla





Plain 150 x 50mm herringbone Rectangles

6x2"





150RT09CFC25 BAS

Super White




150RT09CFC25 BEN

Blue Moon




150RT09CFC25 PIS

Pistachio




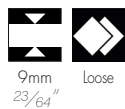
Plain 200 x 100mm brickbond Rectangles

7 7/8 x 4"




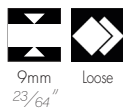
200RE09V GRU

Grey



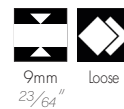
200RE09V ROU

Red




200RE09V JAU

Yellow



50 x 23.5mm bicolour Rectangles in herringbone pattern

2x1"




050RE05CFC30 D001 001

Black, Super White



5mm 13/64" Mesh-mounted 3mm 1/8"




050RE05CFC30 D001 002

Linen, Ontario



5mm 13/64" Mesh-mounted 3mm 1/8"



050RE05CFC30 D001 003

White, Old Pink



5mm 13/64" Mesh-mounted 3mm 1/8"

Brickbond 50 x 23.5mm Rectangles design

2x1"




050RE05CFD30 D002 001

Black, Super White, Pearl Grey



5mm 13/64" Mesh-mounted 3mm 1/8"




050RE05CFD30 D002 002

Blue Moon, Super White, Pale Blue



5mm 13/64" Mesh-mounted 3mm 1/8"



050RE05CFD30 D002 003

Pistachio, Super White, Vanilla



5mm 13/64" Mesh-mounted 3mm 1/8"



150 x 50mm linear Rectangles checker

6x2"




150RT09CFL25 DAM NOI/BAU

Black, White



9mm 23/64" Mesh-mounted 2.5mm 3/32"

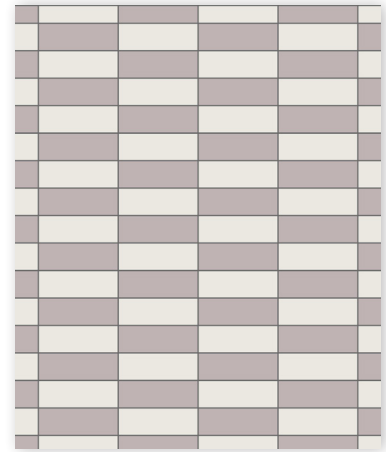


150RT09CFL25 DAM BEU/BAS

Blue, Super White



9mm 23/64" Mesh-mounted 2.5mm 3/32"



150RT09CFL25 DAM PAR/BAS

Parma, Super White



9mm 23/64" Mesh-mounted 2.5mm 3/32"

150 x 50mm bicolour Rectangles in herringbone pattern

6x2"




150RT09CFC25 D003 001

Black, Super White



9mm 23/64" Mesh-mounted 2.5mm 3/32"




150RT09CFC25 D003 002

White, Cognac



9mm 23/64" Mesh-mounted 2.5mm 3/32"



150RT09CFC25 D003 003

Green, Dark Green



9mm 23/64" Mesh-mounted 2.5mm 3/32"



HEXAGONS



44

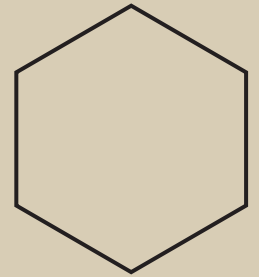
GREEN

YELLOW

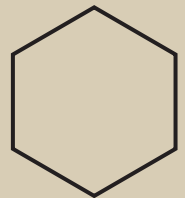
PALE GREY

BLACK

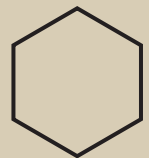




150mm (6")
9mm th.



100mm (4")
9mm th.



50mm (2")
5mm th.



25mm (1")
3.8 / 9mm th.*



* Increased thickness available upon request




PALE GREEN



25mm plain Hexagons

1"




025HE04CF20 BAS

Super White



3.8mm Mesh-mounted 2mm R10 C
5/32" 5/64"




025HE04CF20 ANT

Charcoal



3.8mm Mesh-mounted 2mm R10 C
5/32" 5/64"



025HE04CF20 ROU


Red



3.8mm Mesh-mounted 2mm R10 C
5/32" 5/64"

50mm plain Hexagons

2"




050HE05CF30 NOI

Black



5mm Mesh-mounted 3mm R10 C
13/64" 1/8"




050HE05CF30 BAU

White



5mm Mesh-mounted 3mm R10 C
13/64" 1/8"



050HE05CF30 VEF

Dark Green




5mm Mesh-mounted 3mm R10 C
13/64" 1/8"



100mm plain Hexagons

4"



100HE09V ARD

Slate




9mm
23/64"

Loose

R10

B



100HE09V GRU

Grey




9mm
23/64"

Loose

R10

B



100HE09V RSU

Pink



9mm
23/64"


Loose

R10

B

150mm plain Hexagons

6"



150HE09V NOI

Black




9mm
23/64"

Loose

R9

C



150HE09V BAS

Super White




9mm
23/64"

Loose

R9

C



150HE09V VEU

Green



9mm
23/64"

Loose

R9

C






SUPER WHITE




50mm Hexagons random mix

2"




050HE05CF30 M001

Black (64%), Super White (25%), Coffee (11%)




50mm Hexagons random mix

2"




050HE05CF30 M002

Pistachio (64%), White (25%), Pink (11%)




50mm Hexagons random mix

2"



050HE05CF30 M003


Dark Green (34%), Super White (33%), Pearl Grey (33%)



5mm 13/64" Mesh-mounted 3mm 1/8" R10 C


50mm Hexagons random mix

2"



050HE05CF30 M004

Pale Blue (34%), Blue Moon (33%), Super White (33%)




5mm 13/64" Mesh-mounted 3mm 1/8" R10 C





25mm Hexagon design

1"





025HE04CF20 D001 001

Super White background
Black pattern



025HE04CF20 D001 002

Black background
Super White pattern




025HE04CF20 D001 003

Pink background
White pattern





25mm Hexagon design

1"





025HE04CF20 D002 001

Super White background
Black pattern




025HE04CF20 D002 002

Pale Blue background
White pattern




025HE04CF20 D002 003

Super White background
Green pattern





25mm Hexagon design

1"




025HE04CF20 D003 001

Super White background
Black pattern




025HE04CF20 D003 002

Old Pink background
Ontario pattern



025HE04CF20 D003 003

Dark Green background
Yellow pattern





25mm Hexagon design

1"





025HE04CF20 D004 001

Super White, Black, Pearl Grey




025HE04CF20 D004 002


White, Australian Green, Pistachio



025HE04CF20 D004 003

Super White, Blue Moon, Blue






25mm Hexagon design

1"



025HE04CF20 D005 001

Black, Super White



3.8mm Mesh-
5/32" mounted 2mm R10 C
5/64"


25mm Hexagon design

1"



025HE04CF20 D005 002

Pink, White



3.8mm Mesh-
5/32" mounted 2mm R10 C
5/64"



25mm Hexagon design

1"



025HE04CF20 D006 001

Black background
Super White pattern



3.8mm Mesh-mounted 2mm R10 C
5/32" 5/64"




025HE04CF20 D006 002

White background
Red pattern



3.8mm Mesh-mounted 2mm R10 C
5/32" 5/64"



025HE04CF20 D006 003


Dark Blue background
Super White pattern



3.8mm Mesh-mounted 2mm R10 C
5/32" 5/64"

25mm Hexagon design

1"




025HE04CF20 D007 001

Super White background
Black, Red pattern



3.8mm Mesh-mounted 2mm R10 C
5/32" 5/64"




025HE04CF20 D007 002

Black background
Super White, Old Pink pattern



3.8mm Mesh-mounted 2mm R10 C
5/32" 5/64"



025HE04CF20 D007 003

Pistachio background
White, Dark Green pattern



3.8mm Mesh-mounted 2mm R10 C
5/32" 5/64"



25mm Hexagon design

1"




025HE04CF20 D008 001

Super White background
Pearl Grey, Chocolate, Yellow pattern



3.8mm Mesh-mounted 2mm R10 C
5/32" 5/64"




025HE04CF20 D008 002

Black background
Slate, Super White, Pearl Grey pattern



3.8mm Mesh-mounted 2mm R10 C
5/32" 5/64"



025HE04CF20 D008 003

Toffee background
Super White, Black, Yellow pattern



3.8mm Mesh-mounted 2mm R10 C
5/32" 5/64"

25mm Hexagon design

1"




025HE04CF20 D009 001

Super White, Black, Pearl Grey



3.8mm Mesh-mounted 2mm R10 C
5/32" 5/64"




025HE04CF20 D009 002

Super White, Red, Pink



3.8mm Mesh-mounted 2mm R10 C
5/32" 5/64"



025HE04CF20 D009 003

Super White, Blue Moon, Dark Blue




3.8mm Mesh-mounted 2mm R10 C
5/32" 5/64"



25mm Hexagon design

1"



025HE04CF20 D010 001


Black background
Pale Grey, Charcoal pattern



3.8mm $\frac{5}{32}$ " Mesh-mounted 2mm $\frac{5}{64}$ " R10 C

25mm Hexagon design

1"



025HE04CF20 D010 002

Super White background
Charcoal, Black pattern




3.8mm $\frac{5}{32}$ " Mesh-mounted 2mm $\frac{5}{64}$ " R10 C



25mm Hexagon design

1"



025HE04CF20 D011 001


Super White background
Black, Yellow pattern



3.8mm Mesh-
5/32" mounted 2mm R10 C
5/64"

25mm Hexagon design

1"



025HE04CF20 D011 002

Black background
Super White, Havana pattern




3.8mm Mesh-
5/32" mounted 2mm R10 C
5/64"



25mm Hexagon design

1"



025HE04CF20 D012 001

Super White background
Black, Pale Grey pattern



3.8mm Mesh-mounted 2mm R10 C
5/32" 5/64"

25mm Hexagon design

1"



025HE04CF20 D012 002

Black background
White, Old Pink pattern



3.8mm Mesh-mounted 2mm R10 C
5/32" 5/64"






025HE04CF20 D012 003



25mm Hexagon design

1"



025HE04CF20 D013 001


Super White background
Black, Pearl Grey, Yellow pattern



3.8mm 5/32" Mesh-mounted 2mm 5/64" R10 C

25mm Hexagon design

1"



025HE04CF20 D013 002

Black background
Pale Grey, Super White, Havana pattern



3.8mm 5/32" Mesh-mounted 2mm 5/64" R10 C




25mm Hexagon design

1"



025HE04CF20 D014 001

Blue Moon, Super White, Blue, Pale Grey




25mm Hexagon design

1"



025HE04CF20 D014 002

Black, Super White, Yellow, Green





50mm Hexagon design

2"




050HE05CF30 D015 001

Black, Super White, Green



5mm $13/64"$ Mesh-mounted 3mm $1/8"$ R10 C




050HE05CF30 D015 002

Dark Blue, Super White, Pale Blue



5mm $13/64"$ Mesh-mounted 3mm $1/8"$ R10 C



050HE05CF30 D015 003


Old Pink, White, Pale Blue



5mm $13/64"$ Mesh-mounted 3mm $1/8"$ R10 C

50mm Hexagon design

2"




050HE05CF30 D016 001

White, Linen, Black



5mm $13/64"$ Mesh-mounted 3mm $1/8"$ R10 C




050HE05CF30 D016 002

Slate, Black, Super White



5mm $13/64"$ Mesh-mounted 3mm $1/8"$ R10 C



050HE05CF30 D016 003

Super White, Pale Blue, Pink




5mm $13/64"$ Mesh-mounted 3mm $1/8"$ R10 C



100mm Hexagon design

4"



100HE09CF25 D017 001


Super White, Black, Pearl Grey, Yellow



9mm 23/64" Mesh-mounted 2.5mm 3/32" R10 B

100mm Hexagon design

4"



100HE09CF25 D017 002

Super White, Dark Green, Yellow, Red




9mm 23/64" Mesh-mounted 2.5mm 3/32" R10 B



100mm Hexagon design

4"



100HE09CF25 D018 001


Pistachio, Super White, Dark Green



9mm $23/64$ " Mesh-mounted 2.5mm $3/32$ " R10 B

100mm Hexagon design

4"



100HE09CF25 D018 002

Super White, Pale Blue, Old Pink




9mm $23/64$ " Mesh-mounted 2.5mm $3/32$ " R10 B



ROUND


Plain 18mm Penny Round

$\frac{45}{64}$ "




018RO04CF20 NOI

Black




018RO04CF20 BAS

Super White



018RO04CF20 BEN


Blue Moon



68


Plain 18mm Penny Round

$\frac{45}{64}$ "



018RO04CF20 D001 001

White, Black, Dark Green, Pistachio






018RO04CF20 D001 002

White, Blue Moon, Dark Blue, Pale Blue




018RO04CF20 D001 003

Ontario, Chocolate, Coffee, Linen




18mm Penny Round design

45/64"



018RO04CF20 D002 001

Dark Green, Pistachio, Super White, Pearl Grey, Black




3.8mm Mesh-mounted 2mm 5/32" 5/64"




018RO04CF20 D002 002

White, Super White, Black, Havana, Linen




3.8mm Mesh-mounted 2mm 5/32" 5/64"



018RO04CF20 D002 003


Dark Blue, Vanilla, Pale Blue, Black, Pearl Grey



3.8mm Mesh-mounted 2mm 5/32" 5/64"


18mm Penny Round design

45/64"




018RO04CF20 D003 001

Super White background Black pattern



3.8mm Mesh-mounted 2mm 5/32" 5/64"




018RO04CF20 D003 002

Old Pink background Super White pattern




3.8mm Mesh-mounted 2mm 5/32" 5/64"



018RO04CF20 D003 003

Dark Green background Super White pattern



3.8mm Mesh-mounted 2mm 5/32" 5/64"

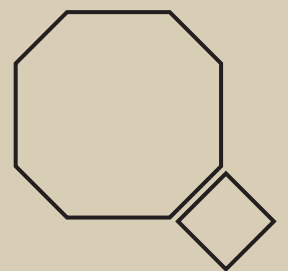


OCTAGONS AND DOTS

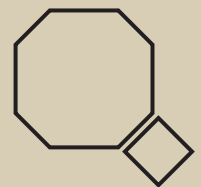


70





150 x 150 x 9mm Octagon
50 x 50 x 9mm Dots
(6" Octagon with 2" Dots)




100 x 100 x 9mm Octagon
35 x 35 x 9mm Dots
(4" Octagon with 1 3/8" Dots)




100mm Octagons and 35mm Dots

4" Octagons and 1 3/8" Dots




100C09CF25 D001 001

Black octagons
Super White dots



9mm Mesh-mounted 2.5mm R10 C
23/64" 3/32"




100C09CF25 D001 002

Super White octagons
Black dots



9mm Mesh-mounted 2.5mm R10 C
23/64" 3/32"



100C09CF25 D001 003


Pink octagons
White dots



9mm Mesh-mounted 2.5mm R10 C
23/64" 3/32"

150mm Octagons and 50mm Dots

6" Octagons and 2" Dots




150C09Y D001 004

Black octagons
Pearl Grey dots



9mm Loose R10 B
23/64"




150C09Y D001 005

White octagons
Black dots



9mm Loose R10 B
23/64"



150C09Y D001 006

Dark Blue octagons
Super White dots




9mm Loose R10 B
23/64"




100mm Octagons and bicolour 35mm Dots

4" Octagons and 1 3/8" Dots




100C09CF25 D002 001

Black octagons
Super White, Slate dots



9mm 23/64" Mesh-mounted 2.5mm 3/32" R10 C




100C09CF25 D002 002

Charcoal octagons
Black, Super White dots




9mm 23/64" Mesh-mounted 2.5mm 3/32" R10 C



100C09CF25 D002 003


Red octagons
Black, Super White dots



9mm 23/64" Mesh-mounted 2.5mm 3/32" R10 C


150mm Octagons with 50mm Dots and Encaustics

6" Octagons and 2" Dots




150C09Y D003 001

Black octagons
White dots
ENCO6 Encaustics
White background, Black pattern




9mm 23/64" Loose R10 B




150C09Y D003 002

Super White octagons
Black dots
ENCO6 Encaustics
Black background, Super White pattern




9mm 23/64" Loose R10 B



150C09Y D003 003

Green octagons
White dots
ENCO6 Encaustics
White background, Green pattern



9mm 23/64" Loose R10 B





PALE BLUE


SUPER WHITE

BLACK




100mm Octagons and 35mm Dots in checker pattern

4" Octagons and 1 3/8" Dots





100C09CF25 D004 001

Black, Super White octagons
Pearl Grey dots




100C09CF25 D004 002

Green, Super White octagons
Black dots




100C09CF25 D004 003

Pale Blue, Super White octagons
Black dots




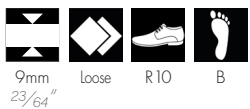
150mm Octagons and 50mm Dots in checker pattern

6" Octagons and 2" Dots




150C09Y D004 004

Super White, Black octagons
Grey dots




150C09Y D004 005

Linen, Ontario octagons
Coffee dots




150C09Y D004 006

Green, Black octagons
Super White dots




100mm Octagons and 50mm Dots in checker pattern

4" Octagons and 2" Dots



100C09CF25 D005 001


Black, White octagons
Dark Green dots



9mm 23/64" Mesh-mounted 2.5mm 3/32" R10 C

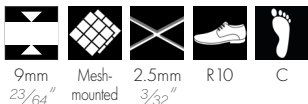
100mm Octagons and 50mm Dots in checker pattern

4" Octagons and 2" Dots



100C09CF25 D005 002

Old Pink, Pink octagons
Super White dots



9mm 23/64" Mesh-mounted 2.5mm 3/32" R10 C





100C09CF25 D005 002



TRIANGLES



78

BLACK





85 x 85 x 146mm
9mm th.
(3 1/32 x 3 1/32 x 5 3/4")



100 x 100 x 140mm
9mm th.
(4 x 4 x 5 1/2")



70 x 70 x 100mm
9mm th.
(2 3/4 x 2 3/4 x 4")



50 x 50 x 70mm
9mm th.
(2 x 2 x 2 3/4")



35 x 35 x 50mm
9mm th.
(1 3/8 x 1 3/8 x 2")




55 x 55 x 55mm
9mm th.
(2 1/64")





55mm plain Equilateral Triangles

2 1/64"




055TRE09PP25 NOI

Black




055TRE09PP25 BEU

Blue




055TRE09PP25 PER

Pearl Grey





70 x 70 x 100mm plain triangles

2 3/4 x 2 3/4 x 4"




070TRR09CP25 BAS

Super White




070TRR09CP25 VEU

Green




070TRR09CP25 RSU

Pink



85 x 85 x 146mm plain Isosceles Triangles

3 11/32 x 3 11/32 x 5 3/4"




087TR109CP30 NOI

Black



9mm 23/64" Mesh-mounted 3mm 1/8"




087TR109CP30 VEA

Australian Green



9mm 23/64" Mesh-mounted 3mm 1/8"



087TR109CP30 BEN


Blue Moon



9mm 23/64" Mesh-mounted 3mm 1/8"

100 x 100 x 140mm plain Triangles

4 x 4 x 5 1/2"




100TRR09CP25 BAS

Super White



9mm 23/64" Mesh-mounted 2.5mm 3/32"




100TRR09CP25 CAF

Coffee



9mm 23/64" Mesh-mounted 2.5mm 3/32"



100TRR09CP25 ARD

Slate




9mm 23/64" Mesh-mounted 2.5mm 3/32"




85 x 85 x 146mm Isosceles Triangles random mix

3 1/32 x 3 1/32 x 5 3/4"



087TR109CP30 M001


Black (25%), Super White (25%), Pale Green (25%), Pearl Grey (25%)



9mm 23/64" Mesh-mounted 3mm 1/8"


85 x 85 x 146mm Isosceles Triangles random mix

3 1/32 x 3 1/32 x 5 3/4"



087TR109CP30 M002

Dark Green (52%), Black (33%), White (15%)




9mm 23/64" Mesh-mounted 3mm 1/8"




85 x 85 x 146mm Isosceles Triangles random mix

3 1/32 x 3 1/32 x 5 3/4"



087TRI09CP30 M003


Blue Moon (50%), Dark Blue (25%), Blue (25%)



9mm 23/64" Mesh-mounted 3mm 1/8"


85 x 85 x 146mm Isosceles Triangles random mix

3 1/32 x 3 1/32 x 5 3/4"



087TRI09CP30 M004

Old Pink (50%), Cognac (25%), White (25%)



9mm 23/64" Mesh-mounted 3mm 1/8"




55mm Equilateral Triangles design

2 1/64"





055TRE09CP25 D001 001

Super White, Black, Pearl Grey




055TRE09CP25 D001 002

Dark Green, White, Pale Green



055TRE09CP25 D001 003

Super White, Blue Moon, Pale Blue



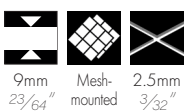
55mm Equilateral Triangles design

2 1/64"




055TRE09CP25 D002 001

Slate, Super White



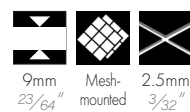
055TRE09CP25 D002 002

White, Pink



055TRE09CP25 D002 003

White, Yellow





55mm Equilateral Triangles and 100mm Hexagons

2 1/64" Equilateral Triangles and 4" Hexagons





055TRE09CP25 D003 001

Black triangles
Super White hexagons




055TRE09CP25 D003 002

Black triangles
Pale Grey hexagons



055TRE09CP25 D003 003

Pink triangles
White hexagons



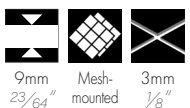
85 x 85 x 146mm Isosceles Triangles and 150mm Hexagons

3 1/32 x 3 1/32 x 5 3/4" Isosceles Triangles and 6" Hexagons





087TR109CP30 D004 001

Slate triangles
Super White hexagons




087TR109CP30 D004 002

Super White triangles
Black hexagons



087TR109CP30 D004 003

Ontario triangles
Old Pink hexagons



*Hexagons supplied loose

*Hexagons supplied loose

*Hexagons supplied loose




85 x 85 x 146mm Isosceles Triangles design

3 1/32 x 3 1/32 x 5 3/4"




087TRI09CP30 D005 001

Black, Super White





087TRI09CP30 D005 002

Grey, Super White




087TRI09CP30 D005 003

Super White, Pistachio




85 x 85 x 146mm Isosceles Triangles design

3 1/32 x 3 1/32 x 5 3/4"



087TRI09CP30 D006 001

Slate, Super White






087TRI09CP30 D006 002

Blue Moon, Blue




087TRI09CP30 D006 003

Old Pink, White




70 x 70 x 100mm Triangles design

2 3/4 x 2 3/4 x 4"



070TRR09CP25 D007 001


Black, Super White



9mm 23/64" Mesh-mounted 2.5mm 3/32"

70 x 70 x 100mm Triangles design

2 3/4 x 2 3/4 x 4"



070TRR09CP25 D007 002

Pearl Grey, Super White




9mm 23/64" Mesh-mounted 2.5mm 3/32"



DIAMONDS



50mm plain Diamonds in linear pattern

2"



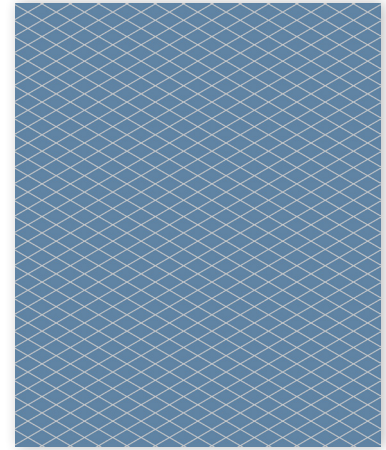
050LO05CPI10 LIN

Linen




050LO05CPI10 RSU

Pink




050LO05CPI10 BEF

Dark Blue





50mm plain Diamonds in alternate pattern

2"





050LO05CPA20 NOI

Black




050LO05CPA20 ARD

Slate




050LO05CPA20 VEP

Pale Green



50mm plain Diamonds in cubic pattern

2"




0501005CPC20 BAS

Super White



5mm 13/64" Mesh-mounted 2mm 5/64"




0501005CPC20 NOI

Black



5mm 13/64" Mesh-mounted 2mm 5/64"



0501005CPC20 JAU


Yellow



5mm 13/64" Mesh-mounted 2mm 5/64"

50mm Diamonds design

2"




0501005CPA20 D001 001

Pearl Grey, Black, Super White



5mm 13/64" Mesh-mounted 2mm 5/64"




0501005CPA20 D001 002

Dark Blue, Black, Super White



5mm 13/64" Mesh-mounted 2mm 5/64"



0501005CPA20 D001 003

Super White, Linen, Taupe




5mm 13/64" Mesh-mounted 2mm 5/64"




50mm Diamonds design

2"



050LO05CPC30 D002 001


Black, Super White



5mm $13/64"$ Mesh-mounted 2mm $5/64"$


50mm Diamonds design

2"



050LO05CPC30 D002 002

Blue Moon, Pearl Grey



5mm $13/64"$ Mesh-mounted 2mm $5/64"$



50mm Diamonds design

2"



050LO05CP30 D003 001

Black, Super White



5mm 13/64" Mesh-mounted 2mm 5/64"



050LO05CP30 D003 002

Super White, Slate



5mm 13/64" Mesh-mounted 2mm 5/64"



050LO05CP30 D003 003


Taupe, Super White



5mm 13/64" Mesh-mounted 2mm 5/64"

50mm Diamonds design

2"




050LO05CP30 D004 001

Black, Pearl Grey, Super White



5mm 13/64" Mesh-mounted 2mm 5/64"




050LO05CP30 D004 002

Red, Pink, Super White



5mm 13/64" Mesh-mounted 2mm 5/64"



050LO05CP30 D004 003

Dark Green, Pistachio, Super White



5mm 13/64" Mesh-mounted 2mm 5/64"



MOSAIC COMPOSITIONS





150 x 70 x 9mm
9mm th.
(6 x 2 3/4")



70mm
9mm th.
(2 3/4")



50mm
9mm th.
(2")



52mm
9mm th.
(2")



37mm
9mm th.
(1 29/64")



32mm
9mm th.
(1 17/64")




18mm Diameter
3.8/9* mm th.
(45/64")




Plain 70mm Crosses

2 3/4"




070CR09CP20 NOI

Black




070CR09CP20 ANI

Charcoal




070CR09CP20 PER

Pearl Grey




Plain Eclipse




ECLIPSE BAU

White



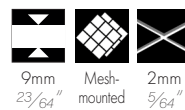
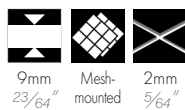
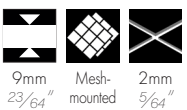
ECLIPSE YEA

Australian Green




ECLIPSE BEP

Pale Blue





Bicolour Eclipse





ECLIPSE D001 001

Super White Star
Black Ellipses




ECLIPSE D001 002

Dark Blue Stars
White Ellipses




ECLIPSE D001 003

White Stars
Old Pink Ellipses




Bicolour Eclipse variant




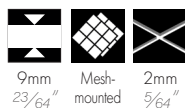
ECLIPSE D002 001

Black Stars
Super White Ellipses



ECLIPSE D002 002


White Stars
Taupe Ellipses




ECLIPSE D002 003

White Stars
Cognac Ellipses







Bicolour Basket Weave





FILETPECHE D001 001

Black 50 x 23.5mm (2 x 1")
Super White 12 x 12mm (½ x ½")



FILETPECHE D001 002

White 50 x 23.5mm (2 x 1")
Black 12 x 12mm (½ x ½")




FILETPECHE D001 003

Dark Green 50 x 23.5mm (2 x 1")
White 12 x 12mm (½ x ½")





Tricolour Basket Weave




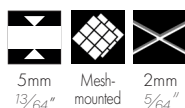
FILETPECHE D002 001

Super White and Pearl Grey
50 x 23.5mm (2 x 1")
Black 12 x 12mm (½ x ½")



FILETPECHE D002 002

Pink and Old Pink 50 x 23.5mm (2 x 1")
White 12 x 12mm (½ x ½")




FILETPECHE D002 003

Blue Moon and Pale Blue
50 x 23.5mm (2 x 1")
White 12 x 12mm (½ x ½")





Honeycomb





NIDABELLE D001 001

Black 32mm (1 17/64") Cross
Pale Grey 18mm (45/64") Penny Round



NIDABELLE D001 002

Dark Blue 32mm (1 17/64") Cross
White 18mm (45/64") Penny Round




NIDABELLE D001 003

Pale Green 32mm (1 17/64") Cross
Dark Green 18mm (45/64") Penny Round





Church




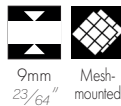
CHURCH D001 001

Black 150 x 70mm (6 x 2 3/4") Shuttle
Super White 70mm (2 3/4") Square



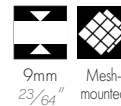
CHURCH D001 002

Pearl Grey 150 x 70mm (6 x 2 3/4") Shuttle
Shuttle
Charcoal 70mm (2 3/4") Square




CHURCH D001 003

Taupe 150 x 70mm (6 x 2 3/4") Shuttle
White 70mm (2 3/4") Square





Reef Knot





NOEUDPLAT D001 001

Pale Green 70mm (2 3/4") Cross
White 35mm (1 3/8") Dots




NOEUDPLAT D001 002

Pale Grey 70mm Cross (2 3/4")
Pearl Grey 35mm (1 3/8") Dots




NOEUDPLAT D001 003

Havana 70mm (2 3/4") Cross
White 35mm (1 3/8") Dots





Textile




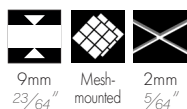
TEXTILE D001 001

Super White 70mm (2 3/4") Cross
Black 70mm (2 3/4") Square
Charcoal 35mm (1 3/8") Dots




TEXTILE D001 002

Super White 70mm (2 3/4") Cross
Blue Moon 70mm (2 3/4") Square
Black 35mm (1 3/8") Dots




TEXTILE D001 003

White 70mm (2 3/4") Cross
Pink 70mm (2 3/4") Square
Black 35mm (1 3/8") Dots





Linear Tetric





TETRIX D001 001

Black and Pearl Grey
70mm (2 3/4") cross




TETRIX D001 002

Red and Super White
70mm (2 3/4") cross




TETRIX D001 003

Pale Grey and Charcoal
70mm (2 3/4") cross





Offset Tetric





TETRIX D002 001

White and Pale Grey
70mm (2 3/4") cross



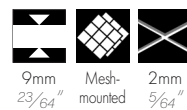
TETRIX D002 002

Blue and Blue Moon
70mm (2 3/4") cross



TETRIX D002 003

Dark Green and White
70mm (2 3/4") cross





TETRIX D001 004



DECORATED TILES



SUPER WHITE

BLACK





150 x 150 x 9mm
(6 x 6")



100 x 100 x 9/11*mm
(4 x 4")




70 x 70 x 9mm
(2 3/4 x 2 3/4")



50 x 50 x 5 / 9*mm
(2 x 2")




Lille



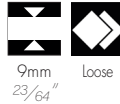
150CD09LIV 001

150 x 150mm (6 x 6") decorated tiles
Black, Super White, Charcoal, Pearl Grey



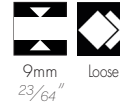
150CD09LIV 002

150 x 150mm (6 x 6") decorated tiles
Pearl Grey, Black, Slate, Super White




150CD09LIV 003

150 x 150mm (6 x 6") decorated tiles
Black, Super White, Pale Blue, Dark Blue


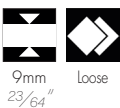


Vieux Lille




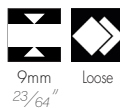
150CD09LIV 001

150 x 150mm (6 x 6") decorated tiles
Pearl Grey, Pale Grey, Black, Grey



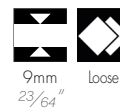
150CD09LIV 002


150 x 150mm (6 x 6") decorated tiles
Pale Grey, Pearl Grey, Black, Super White



150CD09LIV 003

150 x 150mm (6 x 6") decorated tiles
Chocolate, Dark Blue, Linen, Super White







Deauville



150CD09DEAV 001

150 x 150mm (6 x 6") decorated tiles
Ontario, Red, Black



150CD09DEAV 002

150 x 150mm (6 x 6") decorated tiles
Pearl Grey, Black, Super White



150CD09DEAV 003


150 x 150mm (6 x 6") decorated tiles
Super White, Pale Blue, Dark Blue



106


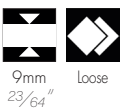


Bruxelles



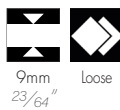
150CD09BRUY 001

150 x 150mm (6 x 6") decorated tiles
Super White, Black



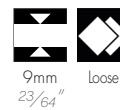
150CD09BRUY 002

150 x 150mm (6 x 6") decorated tiles
Green, Super White




150CD09BRUY 003

150 x 150mm (6 x 6") decorated tiles
Blue, White





Amsterdam




150CD09AMSY 001

150 x 150mm (6 x 6") decorated tiles
Black, Yellow, Super White, Pale Blue



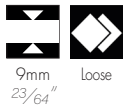
9mm
23/64"

Loose




150CD09AMSY 002

150 x 150mm (6 x 6") decorated tiles
Pistachio, Charcoal, White, Slate



9mm
23/64"

Loose



150CD09AMSY 003

150 x 150mm (6 x 6") decorated tiles
Charcoal, Super White, Black, Pale Grey




9mm
23/64"

Loose

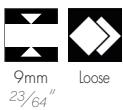


Séville




150CD09SEW 001

150 x 150mm (6 x 6") decorated tiles
Slate, Super White, Black



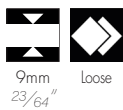
9mm
23/64"

Loose




150CD09SEW 002

150 x 150mm (6 x 6") decorated tiles
Dark Blue, Black, Pearl Grey



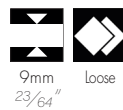
9mm
23/64"

Loose



150CD09SEW 003

150 x 150mm (6 x 6") decorated tiles
Green, Blue Moon, Black




9mm
23/64"

Loose





Zurich




150CD09ZURV 001

150 x 150mm (6 x 6") decorated tiles
Black, Charcoal



9mm loose
23/64"




150CD09ZURV 002

150 x 150mm (6 x 6") decorated tiles
Yellow, Black

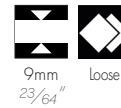


9mm loose
23/64"



150CD09ZURV 003

150 x 150mm (6 x 6") decorated tiles
Green, Super White




9mm loose
23/64"

108

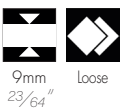


Lomme




150CD09LOMV 001

150 x 150mm (6 x 6") decorated tiles
Super White, Pearl Grey, Black

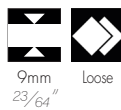


9mm loose
23/64"




150CD09LOMV 002

150 x 150mm (6 x 6") decorated tiles
Pale Grey, Charcoal, Black

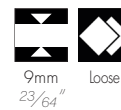


9mm loose
23/64"



150CD09LOMV 003

150 x 150mm (6 x 6") decorated tiles
Dark Blue, Black, Pearl Grey




9mm loose
23/64"





Berlin




150CD09BERV 001

150 x 150mm (6 x 6") decorated tiles
Super White, Pearl Grey, Black




9mm
23/64"

Loose




150CD09BERV 002

150 x 150mm (6 x 6") decorated tiles
Pearl Grey, Black, Charcoal



9mm
23/64"

Loose



150CD09BERV 003

150 x 150mm (6 x 6") decorated tiles
Super White, Dark Blue, Blue Moon




9mm
23/64"

Loose



Madrid




150CD09MADV 001

150 x 150mm (6 x 6") decorated tiles
Black, Super White




9mm
23/64"

Loose



150CD09MADV 002

150 x 150mm (6 x 6") decorated tiles
Dark Green, Pearl Grey



9mm
23/64"

Loose



150CD09MADV 003

150 x 150mm (6 x 6") decorated tiles
Super White, Yellow



9mm
23/64"

Loose



ENCAUSTICS

Colour customisation

Every part of the tiles on this page can be customised using the plain colour range. Customised product pictures showing your selected colours are available on request.

Pattern creation or reproduction

We can offer much more than just the tiles shown in this catalogue, feel free to send us your requests to reproduce existing patterns. Entirely new patterns can also be created!

50 x 50mm (2x2")



ENC27

Black background
Super White pattern



ENC27

Grey background
Pale Grey pattern



ENC01

White background
Black pattern



ENC01

Dark Green background
Cognac pattern



ENC06

Black background
Super White design



ENC06

Pistachio background
Dark Green pattern



9mm Loose
23/64"

70 x 70mm (2 3/4 x 2 3/4")



ENC02

Super White background
Black and Pearl Grey
pattern



ENC02

White background
Blue Moon and Red pattern



ENC07

Super White background
Black pattern



ENC07

Blue background
Cognac pattern



ENC09

Black background
Super White, Pearl Grey
pattern



ENC09

White background
Old Pink, Pale Blue pattern



ENC13

Black background
Super White, Pearl Grey
pattern



ENC13

Super White background
Dark Green, Green pattern



ENC08

Black background
Super White pattern



ENC08

Chocolate background
Ivory pattern



ENC15

White background
Black pattern



ENC15

Dark Blue background
Super White pattern



ENC14

Black background
White design



ENC14

Super White background
Pistachio pattern



9mm Loose
23/64"



100 x 100mm (4 x 4")




White background
Black pattern



Toffee background
White design



Super White background
Black, Pearl Grey pattern



White background
Blue Moon, Red pattern



Black background
Pale Grey, White pattern



Super White background
Black, Yellow pattern



Black background
Super White,
Slate pattern



Blue background
Pale Blue, White
pattern



Black background
White pattern



Blue Moon background
White pattern



Super White background
Black pattern



White background
Dark Green pattern



Black background
Super White, Pearl Grey
pattern



Super White background
Dark Green, Green pattern



Black background
White pattern



Vanilla background
Coffee pattern



Black background
White pattern



Vanilla background
Coffee pattern




9mm Loose
23/64"


150 x 150mm (6 x 6")




Super White background
Black, Pearl Grey pattern



White background
Blue Moon, Red pattern



Black background
Super White pattern




Pistachio background
Dark Green pattern




Super White background
Black pattern



White background
Dark Green pattern



Super White background
Black pattern



Ivory background
Super White pattern



9mm Loose
23/64"



DESIGNS



112

- PALE BLUE
- SUPER WHITE
- YELLOW
- BLACK



A history of Victorian floors

Emblematic of Victorian architecture from the 1860s, geometric tile floors became increasingly popular as they began to appear in large Victorian villas, public and religious buildings in the United Kingdom, so much so that by the 1890s, tiled floors and hallways had become an essential element of the most ordinary Victorian houses from Dover to Edinburgh.

The sign of ancestral know-how, many tiled geometric floors have survived over 150 years of wear and are as splendid today as when they were first laid.

Specialised in the restoration of these century-old floors, Winckelmans proposes an authentic range in the continuity of period production by its colours, finishes and formats, and contributes to perpetuating this heritage.

Important information



Pre-assembled modules

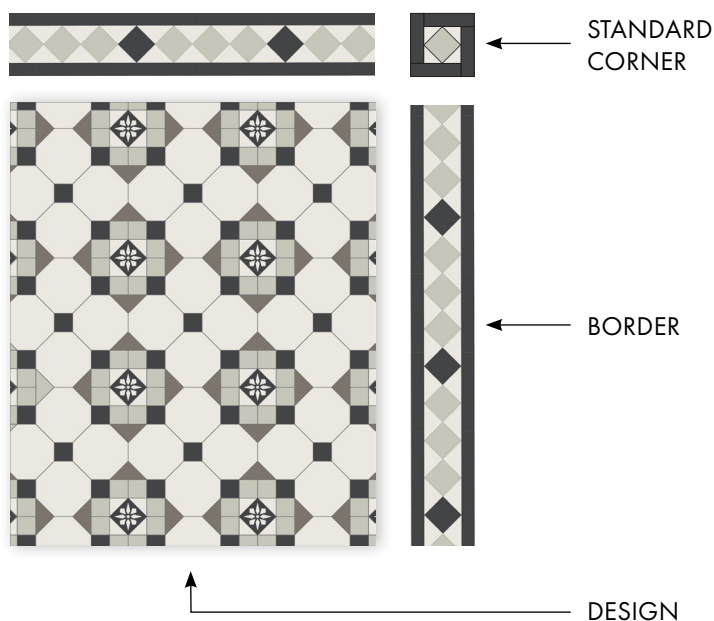
All our designs and borders are supplied in pre-assembled modules to make laying easier.

No standard grout space

As our designs and borders are prepared edge to edge and supplied without a standard grout width, they may not be suitable for all types of project.

Please note that the use of a grout is still needed to fill even the tiniest spaces between the individual tiles.

How to create a Victorian design



1. DESIGNS

Choose a design (pages 112 to 131).

2. BORDER


Choose a border (pages 132 to 137).

3. ANGLE

Choose a standard corner of the same width as the border (page 136).



Important note: The use of standard corners is strongly recommended for more flexibility when laying.

Annandale




TANNANDALE 001

Black, Pale Grey, Charcoal, Super White
ENC06 Black background, White pattern




TANNANDALE 002

Dark Green, Green, White, Black
ENC06 Dark Green background, White pattern



TANNANDALE 003

Dark Blue, Blue, Super White, Black
ENC06 Dark Blue background, White pattern




114

Brighton




TBRIGHTON 001

Black, Pale Grey, Pearl Grey
ENC06 White background, Black pattern
ENC13 White background, Black, Pearl Grey pattern



TBRIGHTON 002

Super White, Charcoal, Pale Grey
ENC06 Black background, White pattern
ENC13 Black background, Super White, Pale Grey pattern




TBRIGHTON 003

Red, Linen, White
ENC06 Grey background, Black pattern
ENC13 Grey background, Black, Super White pattern





Bristol





TBRISTOL 001

Super White, Black, Pearl Grey
ENC 15 Super White background,
Black pattern




TBRISTOL 002

Blue Moon, Black, Super White
ENC 15 Super White background,
Blue moon pattern




TBRISTOL 003

Pink, Pale Blue, Super White
ENC 15 Super White background,
Pink pattern



Chelsea




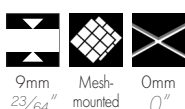
TCHELSEA 001

Charcoal, Linen, Black, Super White
ENC09 Super White background,
Black pattern




TCHELSEA 002

Charcoal, Black, Super White, Pearl Grey
ENC09 Super White background,
Black pattern




TCHELSEA 003

Dark Green, Pale Green, Black,
Super White
ENC09 Black background,
Super White pattern




Coventry




TCOVENTRY 001

Slate, Black, White




TCOVENTRY 002

Super White, Black, Pearl Grey




TCOVENTRY 003

Green, Super White, Pearl Grey




116

Cornwall




TCORNWALL 001

Black, Super White, Pearl Grey, Slate
ENCO6 Black background, Super White pattern




TCORNWALL 002

Super White, Black, Slate, Pearl Grey
ENCO6 Black background, Super White pattern



TCORNWALLS 001

Red, Black, Pearl Grey, Linen,
Super White




Fernworthy (large size)



TFERNWORTHY150 001

Super White 150 x 150mm (6 x 6")
 Pearl Grey 150 x 50mm (6 x 2")
 Charcoal 50mm (2") Dots




9mm $\frac{23}{64}$ " Mesh-mounted 3mm $\frac{1}{8}$ "




TFERNWORTHY150 002

Super White 150 x 150mm (6 x 6")
 Black 150 x 50mm (6 x 2")
 Slate 50mm (2") Dots



9mm $\frac{23}{64}$ " Mesh-mounted 3mm $\frac{1}{8}$ "




TFERNWORTHY150 003

Black 150 x 150mm (6 x 6")
 Dark Green 150 x 50mm (6 x 2")
 Super White 50mm (2") Dots




9mm $\frac{23}{64}$ " Mesh-mounted 3mm $\frac{1}{8}$ "

Fernworthy (small size)




TFERNWORTHY100 001

Dark Green 100 x 100mm (4 x 4")
 Green 100 x 50mm (4 x 2")
 Super White 50mm (2") Dots




9mm $\frac{23}{64}$ " Mesh-mounted 2.5mm $\frac{3}{32}$ "




TFERNWORTHY100 002

Black 100 x 100mm (4 x 4")
 Pale Green 100 x 50mm (4 x 2")
 Super White 50mm (2") Dots

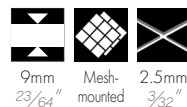


9mm $\frac{23}{64}$ " Mesh-mounted 2.5mm $\frac{3}{32}$ "



TFERNWORTHY100 003


Pale Green 100 x 100mm (4 x 4")
 White 100 x 50mm (4 x 2")
 Yellow 50mm (2") Dots



9mm $\frac{23}{64}$ " Mesh-mounted 2.5mm $\frac{3}{32}$ "




Glasgow



TGLASGOW 001

Super White, Charcoal, Pearl Grey, Black
ENCO6 Black background,
Super White pattern



TGLASGOW 002

Slate, Super White, Black, Pearl Grey
ENCO6 Black background,
Super White pattern




TGLASGOWS 001

Black, Pearl Grey, Charcoal,
Super White





118

Leeds





TLEEDS100 001

White, Black



TLEEDS100 002

Dark Green, Pistachio



TLEEDS100 003

Pink, White







Liverpool





TLIVERPOOL 001

Slate, Black, Super White
ENC 14 Black background,
Super White pattern




TLIVERPOOL 002

Parma, Super White, Slate
ENC 14 Slate background,
Super White pattern




TLIVERPOOL 003

Blue, White, Dark Blue
ENC 14 Dark Blue background,
Super White pattern





120

London





TLONDRES070 001

Super White, Black, Grey




TLONDRES070 002

Super White, Charcoal, Pale Grey




TLONDRES070 003

White, Pink, Pistachio




Newcastle




TNEWCASTLE 001

Black, Pearl Grey, Super White
ENC09 Black background,
Super White pattern




9mm Mesh- 0mm
23/64" mounted 0"




TNEWCASTLE 002

Yellow, Black, Pearl Grey, Super White
ENC09 Black background,
Super White pattern

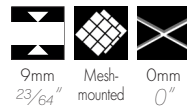


9mm Mesh- 0mm
23/64" mounted 0"




TNEWCASTLE 003

Red, Black, Super White, Pearl Grey
ENC09 Black background,
Super White pattern




9mm Mesh- 0mm
23/64" mounted 0"

Nottingham




TNOTTINGHAM 001

Black, Charcoal, Super White
ENC06 Black background,
Super White pattern




9mm Mesh- 0mm
23/64" mounted 0"




TNOTTINGHAM 002

Super White, Black, Grey
ENC06 Super White background,
Black pattern




9mm Mesh- 0mm
23/64" mounted 0"



TNOTTINGHAM 003


Red, Black, Super White, Cognac



9mm Mesh- 0mm
23/64" mounted 0"



Petersham




TPETERSHAM 001

Yellow, Black, Dark Green, Old Pink
ENC11 Black background, Yellow pattern




TPETERSHAM 002

Super white, Black, Pearl Grey, Blue Moon
ENC11 Black background,
Super White pattern




TPETERSHAM 003

Super White, Dark Green, Pearl Grey,
Black





122

Sheffield





TSHEFFIELD 001

Black, Super White, Slate, Pearl Grey




TSHEFFIELD 002

Blue Moon, Super White, Blue, Black



TSHEFFIELD 003

Pistachio, White, Black, Super White





Shrewsbury




TSHREWSBURY 001

Super White, Black, Charcoal, Pearl Grey




TSHREWSBURY 002

Dark Blue, Super White, Blue, Blue Moon




TSHREWSBURY 003

Old Pink, White, Red, Black





Swansea




TSWANSEA 001

Pearl Grey, Super White, Black




TSWANSEA 002

Australian Green, White, Black




TSWANSEA 003

Old Pink, White, Yellow





Windsor





TWINDSOR 001

Super White, Slate, Black
ENC06 Super White background,
Black pattern




TWINDSOR 002

Super White, Cognac, Yellow, Black
ENC06 Super White background,
Black pattern



TWINDSORS 001

Black, Pale Grey, White,
Charcoal




124

Woollahra




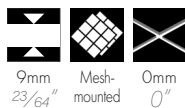
TWOOLAHRA 001

Charcoal, Pale Grey, Black, Super White
ENC11 and 09 Super White background,
Pale Grey pattern




TWOOLAHRA 002

Dark Green, Black, Super White, Pearl Grey
ENC11 and 09 Super White background,
Dark Green pattern



TWOOLAHRAS 001

Pistachio, Slate, Pink, Super White




Baltimore




TBALTIMORE 001

Pale Grey 150 x 150mm (6 x 6")
White and Black 50mm (2") Dots




TBALTIMORE 002

Pale Green 150 x 150mm (6 x 6")
Dark Green and Super White
50mm (2") Dots



TBALTIMORE 003

Taupe 150 x 150mm (6 x 6")
Ontario and Super White
50mm (2") Dots

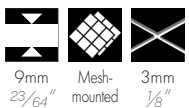


Chicago




TCHICAGO 001

Black, Pearl Grey and Super White
50mm (2") Dots



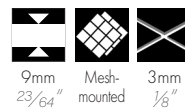
TCHICAGO 002

Pearl Grey, Super White and Black
50mm (2") Dots



TCHICAGO 003

Dark Green, Pistachio and White
50mm (2") Dots





Detroit



TDETROIT 001

Black, Pale Grey, Charcoal, Super White



9mm 23/64" Mesh-mounted 0mm



TDETROIT 002

Pistachio, Black, Super White, Dark Green



9mm 23/64" Mesh-mounted 0mm



TDETROIT 003

White, Black, Super White, Charcoal



9mm 23/64" Mesh-mounted 0mm

Houston



THOUSTON 001

Grey, Super White, Yellow



9mm 23/64" Mesh-mounted 0mm



THOUSTON 002

Black, Super White, Red



9mm 23/64" Mesh-mounted 0mm



THOUSTON 003


Black, Pearl Grey, Super White



9mm 23/64" Mesh-mounted 0mm




Pittsburgh




TPITTSBURGH 001

Black, Super White, Pale Grey






TPITTSBURGH 002

Dark Green, Super White, Green



TPITTSBURGH 003

White, Black, Yellow




128

Philadelphia




TPHILADELPHIE100 001

Charcoal 100 x 100mm (4 x 4")
Black and Super White
70 x 70 x 100mm triangles (2 3/4 x 2 3/4 x 4")





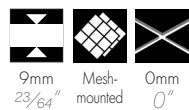
TPHILADELPHIE100 002

Pearl Grey 100 x 100mm (4 x 4")
Black and Super White
70 x 70 x 100mm triangles (2 3/4 x 2 3/4 x 4")




TPHILADELPHIE100 003

Blue 100 x 100mm (4 x 4")
Black and Super White
70 x 70 x 100mm triangles (2 3/4 x 2 3/4 x 4")




Phoenix





TPHOENIX 001

Black 150mm (6") octagons
Super White and Pearl Grey
50 x 50 x 70mm (2 x 2 x 2 3/4") triangles



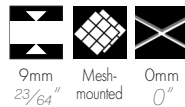
TPHOENIX 002

Super White 150mm (6") octagons
Pearl Grey and Charcoal
50 x 50 x 70mm (2 x 2 x 2 3/4") triangles



TPHOENIX 003

Dark Green 150mm (6") octagons
Green and Pistachio
50 x 50 x 70mm (2 x 2 x 2 3/4") triangles




San Francisco




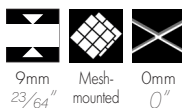
TSANFRANCISCO070 001

Super White, Charcoal, Pearl Grey,
Black




TSANFRANCISCO070 002

Super White, Linen, Ontario, Grey



TSANFRANCISCO070 003

White, Blue, Dark Blue, Blue Moon





Seattle



TSEATTLE 001

Black, Super White, Pearl Grey




TSEATTLE 002

White, Blue, Dark Blue




TSEATTLE 003

Dark Green, Pale Green, White





130

Washington





TWASHINGTON050 001

Black, Super White, Taupe




TWASHINGTON050 002

Black, Pale Grey, Ontario



TWASHINGTON050 003

Super White, Blue Moon, Pale Blue





BORDERS



132

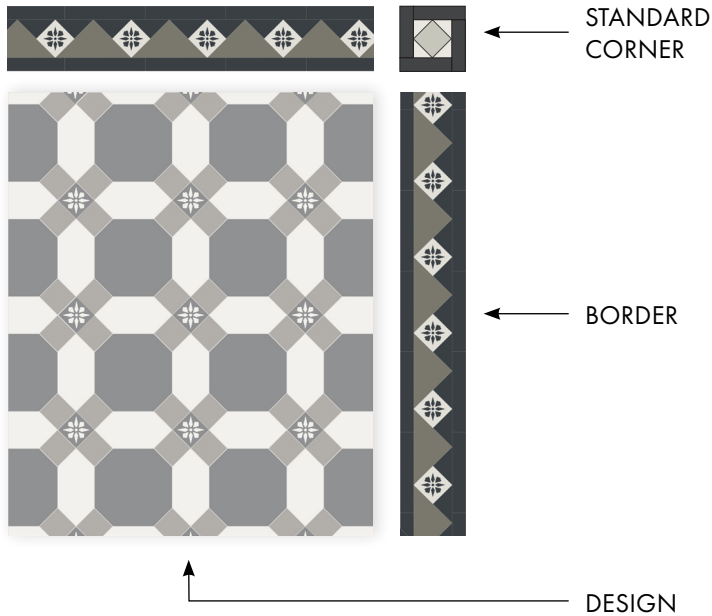
SUPER WHITE

BLACK



How to compose a Victorian border

OPTION A: BORDER WITH STANDARD CORNER



BENEFITS

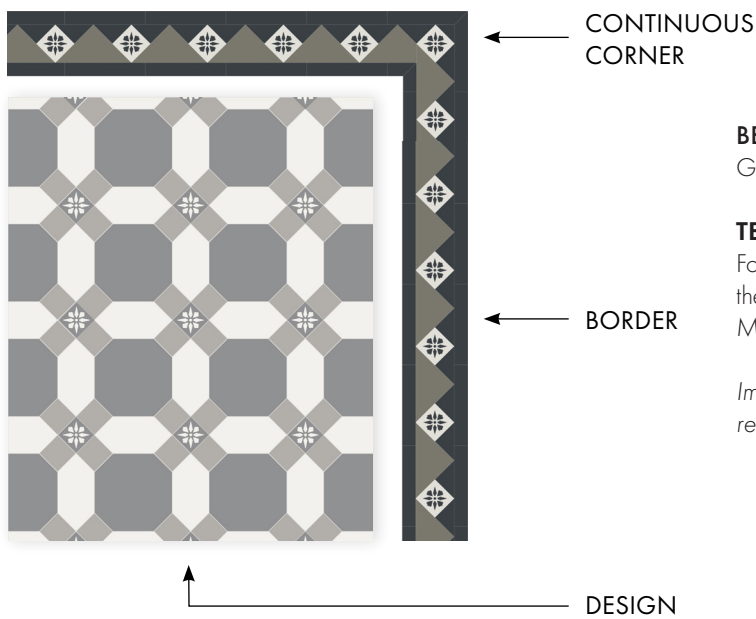
Makes it possible to adapt the border to any size design.

TECHNICAL CONSTRAINTS

Requires cutting the border on each side of the corner.

Important note: The use of standard corners is strongly recommended for more flexibility when laying.

OPTION B: BORDER WITH CONTINUOUS CORNER



BENEFITS

Guarantees border continuity all around the design.

TECHNICAL CONSTRAINTS

For the corners to be harmonious in every corner, adjusting the dimensions of the central design is almost always required. More technical to lay than with standard joints.

Important note: The use of standard corners is strongly recommended for more flexibility when laying.



VICTORIAN BORDERS (9MM THICK)


23/64"

Annandale



Black, Pearl Grey, Dark Green, Green
Width 120mm (4 23/32")

FANNANDALE




Brighton




Blue Moon, Blue, White
Width 120mm (4 23/32")

FBRIGHTON




Bristol



Black, White, Red
ENC15 Black background, White pattern
Width 150mm (6")

FBRISTOL



Cavendish



Black, Super White, Charcoal
Width 120mm (4 23/32")

FCAVENDISH




Chelsea



Ivory, Yellow, Black
Width 100mm (4")

FCHELSEA




Chicago



Black, Grey, White
Width 100mm (4")

FCHICAGO



Detroit



Blue Moon, Super White, Pearl Grey
Width 120mm (4 23/32")

FDETROIT



Glasgow



Black, Super White, Charcoal
ENC06 Black background, Super White pattern
Width 120mm (4 23/32")

FGLASGOW




Simple Glasgow




Black, Super White, Charcoal
Width 120mm (4 23/32")

FGLASGOWS




9mm 23/64" Mesh-mounted 0mm 0"

Liverpool



Black, Red, Grey
ENC06 Black background, Grey pattern
Width 150mm (6")

FLIVERPOOL




9mm 23/64" Mesh-mounted 0mm 0"

Nottingham




Black, Grey, Super White
ENC06 Super White background, Black pattern
Width 120mm (4 23/32")

FNOTTINGHAM




9mm 23/64" Mesh-mounted 0mm 0"

Petersham



Dark Green, Yellow, Black
Width 150mm (6")

FPETERSHAM




9mm 23/64" Mesh-mounted 0mm 0"

Houston



Grey, Yellow, Super White, Black
Width 190mm (7 3/64")

FHOUSTON



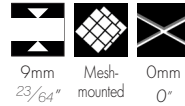
9mm 23/64" Mesh-mounted 0mm 0"

Newcastle



Black, Pale Grey, Super White, Dark Green
ENC09 Black background, Super White pattern
Width 150mm (6")

FNEWCASTLE



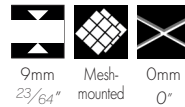
9mm 23/64" Mesh-mounted 0mm 0"

Simple Nottingham



Black, Grey, Super White
Width 120mm (4 23/32")

FNOTTINGHAM




9mm 23/64" Mesh-mounted 0mm 0"

Phoenix



Pistachio, Green, Dark Green
Width 150mm (6")

FPHOENIX



9mm 23/64" Mesh-mounted 0mm 0"




San Francisco




Black, Super White, Charcoal, Pearl Grey
Width 150mm (6")

FSANFRANCISCO



9mm Mesh-mounted 0mm
23/64" 0"

Swansea



Black, Dark Blue, Super White, Pale Blue, Pearl Grey
Width 150mm (6")

FSWANSEA



9mm Mesh-mounted 0mm
23/64" 0"

Wellington



Black, Super White, Cognac
Width 120mm (4 23/32")

FWELLINGTON




9mm Mesh-mounted 0mm
23/64" 0"

Sheffield



Dark Blue, Blue Moon, Yellow, Super White, Black
Width 260mm (10 15/64")

FSHEFFIELD



9mm Mesh-mounted 0mm
23/64" 0"

Washington



Black, Pale Grey, Super White
Width 150mm (6")

FWASHINGTON




9mm Mesh-mounted 0mm
23/64" 0"

Windsor



Pearl Grey, Black, Pale Grey
Width 150mm (6")

FWINDSOR



9mm Mesh-mounted 0mm
23/64" 0"

STANDARD CORNERS FOR VICTORIAN BORDERS



9mm Mesh-mounted 0mm
23/64" 0"



100AF09CP00A

Type A corner
Width 100mm (4")



100AF09CP00B

Type B corner
Width 100mm (4")



120AF09CP00A

Type A corner
Width 120mm (4 23/32")



120AF09CP00B

Type B corner
Width 120mm (4 23/32")



120AF09CP00C

Type C corner
Width 120mm (4 23/32")



150AF09CP00A

Type A corner
Width 150mm (6")



150AF09CP00B

Type B corner
Width 150mm (6")



150AF09CP00C

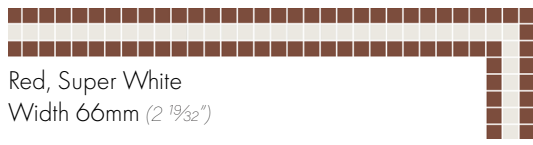
Type C corner
Width 150mm (6")




BORDERS FOR MOSAICS (3.8MM THICK)

5/32"

Design

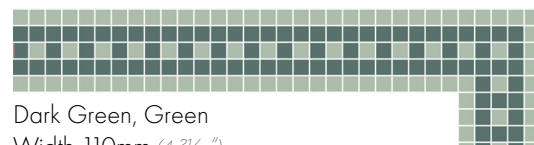


Red, Super White
Width 66mm (2 19/32")




020CA04FRCCF20 D001

Design

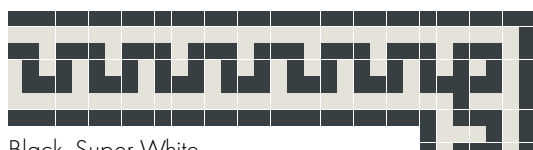


Dark Green, Green
Width 110mm (4 2/64")




020CA04FRECF20 D001

Design

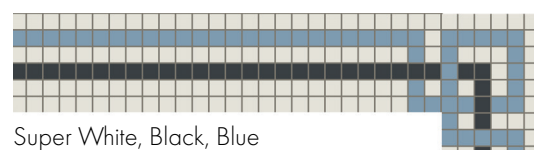


Black, Super White
Width 154mm (6 1/6")

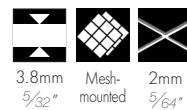


020CA04FRGCF20 D001

Design




Super White, Black, Blue
Width 132mm (5 13/64")




020CA04FRFCF20 D002

Design




Old Pink, Black, Super White
Width 242mm (9 17/32")

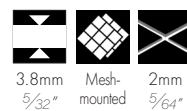


020CA04FRKCF20 D001

Design



Dark Green, Super White
Width 176mm (6 59/64")



020CA04FRHCF20 D001



BESPOKE



LINEN

WHITE

SUPER WHITE


RED

BLACK



20 x 20mm Mosaic letters

$\frac{3}{4} \times \frac{3}{4}$ "







Super White background
Black letters



3.8mm Mesh- 2mm R10 C
 $\frac{5}{32}$ " mounted $\frac{5}{64}$ "

35 x 35mm Dots and 35 x 35 x 50mm Triangles lettering

$1\frac{3}{8} \times 1\frac{3}{8}$ " Dots and $1\frac{3}{8} \times 1\frac{3}{8} \times 2$ " Triangles



Black background
Super White letters



9mm Mesh- 3mm
 $\frac{23}{64}$ " mounted $\frac{1}{8}$ "



For unique projects

Customised service for your most specific needs

We support you throughout your project, from basic computerised simulations through to projects that require the precision and know-how of mosaic specialists. Whether it be for a genuinely unique tiles, assemblies or mosaics, we employ our teams' creativity to design your product.

Extreme customisation

Thanks to our flexibility and traditional production methods, we can meet your format, texture, colour and thickness customisation requirements.



LAYING AND MAINTENANCE ADVICE

Phase 1: Check the tiles

To get a consistent result, open several boxes, take a few sheets without choosing and place them randomly (unless there is a specific design with numbered sheets).

No claims will be accepted once the tiles have been laid. All claims must be made before laying has started.

Phase 2: Bonding

To correctly lay our tiles, they must be laid on a clean, perfectly smooth surface that is free of all infiltrated humidity, using a mortar that is suitable for the surface and for unglazed tiles.

Product to use: Adhesive mortar suitable for unglazed tiles.

Phase 3: Grouting

Once the mortar is perfectly dry, apply grouting suitable for unglazed tiles and leave to dry.

This can be carried out in several steps to make sure the joints are properly filled (in particular to compensate for cement grouting shrinkage).

Coloured and black grouting present a risk of staining the tiles and are not recommended.

Products to use: Grey cement or epoxy grouting suitable for unglazed tiles.

Phase 4: Clean the cement haze (24 hours after grouting)

The tiles are covered with a whitish haze immediately after being laid. This is usually excess haze from the cement used for grouting. This residue is cleaned off using acid products and a mechanical treatment.

Method:

- Sweep the surface and remove the most significant residue.
- Wet the joints.
- Spread the product over part of the surface area (zone treatment). Leave to work for a few minutes.
- Rub the floor.
- Generously rinse with water (several times if necessary) to neutralise the product and collect the cement particles.

Products to use: Cement haze cleaner suitable for unglazed tiles (available from Winckelmans).

Phase 5: Apply stain prevention waterproofing

This step comes after the tiling has been laid and only on perfectly clean and dry tiles (it is essential to have cleaned off the cement haze beforehand). It is essential for highly exposed area such as showers or kitchen splashboards as well as for tiles laid outdoors in order to prevent staining products (grease, ink, etc.) from penetrating the pores.

For the best protection, we recommend applying a new coat of waterproofing every 5 years.

Product to use: Special earthenware waterproofing (available from Winckelmans).

REGULAR MAINTENANCE

The purpose of regularly maintaining tiles is to keep the tiling's original appearance for as long as possible. To achieve that, sufficiently regular cleaning is required. The choice of product and the water quality, which should preferably be soft, will have an effect on tile cleanliness. Usually, linseed oil or black soap based products, which are sources of floor soiling, should not be used.

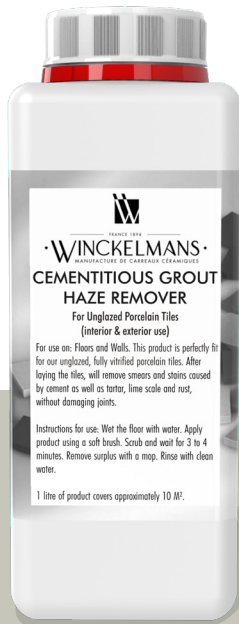
Product to use: Cleaning product suitable for unglazed tiles (available from Winckelmans).

Do not use: Black soap and linseed oil based products (they soil the tile) and HF hydrofluoric acid based products (they damage the tiles).



Maintenance products

CEMENTITIOUS GROUT HAZE REMOVER



DECAPANTILL

Removes the cementitious grout haze after grouting.

1L = 10 m² (107,6 sq.ft)

TILE SEALER




IMPERMEABILISANTILL

Seals the tiled surface.

1L = 10 m² (107,6 sq.ft)

CLEANSER



NETTOYANTILL

Everyday care.

Read the laying and maintenance advice section opposite for more information on how to use the three above products.



TECHNICAL DATA

Standards	Requirements as per the EN ISO 14411 standard: - Annex G, dry pressed ceramic tiles of low water absorption from group B1a ($E_b \leq 0.5\%$) - Annex H, dry pressed ceramic tiles of low water absorption from group B1b ($0.5 < E_b \leq 3\%$) Tests carried out in compliance with the EN ISO 10545 standard section 1-16
-----------	---

Sizing	Length and width	Acceptable difference between the average dimension of each tile and the manufacturing size
	Thickness	Acceptable difference between the average thickness of each tile and the production thickness
	Edge straightness	Maximum acceptable straightness difference compared to the manufacturing sizes
	Angularity	Maximum acceptable angularity difference compared to the manufacturing sizes
	Surface flatness	Central curve compared to the diagonal, calculated from the manufacturing sizes
		Lateral curve compared to the manufacturing sizes
Deformation compared to the diagonal calculated using the manufacturing sizes		
Anti-slip properties	Bare feet	12x12mm ($1\frac{1}{2} \times 1\frac{1}{2}$ "); 20x20mm ($3\frac{1}{4} \times 3\frac{1}{4}$ "); 50x50mm (2x2"); anti-slip 50x50mm (2x2"); R11 100x100mm (4x4"); R12 100x100mm (4x4"); R12 150x150mm (6x6"); 25mm hexagon (1"); 50mm hexagon (2"); 150mm hexagon (6"); 100mm octagon (4") + 35mm dot (1 $\frac{3}{8}$ ")
		100x100mm (4x4"); 150x150mm (6x6"); 200x200mm (7 $\frac{7}{8}$ x 7 $\frac{7}{8}$ "); 100mm hexagon (4"); 150mm octagon (6") + 50mm dot (2")
	Wearing footwear	200x200mm (7 $\frac{7}{8}$ x 7 $\frac{7}{8}$ "); 150mm hexagon (6")
		12x12mm ($1\frac{1}{2} \times 1\frac{1}{2}$ "); 20x20mm ($3\frac{1}{4} \times 3\frac{1}{4}$ "); 50x50mm (2x2"); 50x50mm structure (2x2"); 100x100mm (4x4"); 150x150mm (6x6"); 25mm hexagon (1"); 50mm hexagon (2"); 100mm Hexagon (4"); 100mm octagon (4") + 35mm dot (1 $\frac{3}{8}$ "); 150mm octagon (6") + 50mm dot (2")
		R11 anti-slip 100x100mm (4x4") R12 anti-slip 100x100mm (4x4"); R12 150x150mm (6x6")
Water drainage volume	R10 anti-slip 50x50mm (2x2") R10 anti-slip 100x100mm (4x4"); R12 anti-slip 100x100mm (4x4"); R12 anti-slip 150x150mm (6x6")	
Breaking strength	Bending breaking load	Thickness ≥ 7.5 mm ($1\frac{9}{64}$ ") Thickness < 7.5 mm ($1\frac{9}{64}$ ")
	Breaking strength	
Frost resistance	No alterations to the appearance visible to the naked eye after 100 freeze-thaw cycles.	
Chemical resistance	Resistance to low concentrations of acids and bases	
	Resistance to high concentrations of acids and bases	
Stain resistance	Resistance to staining agents that leave a mark	
	Resistance to staining agents with chemical/oxidising actions	
Volatile Organic Compounds	None	





$N < 7 \text{ cm } (2\frac{3}{4}'')$	$\pm 0.5\text{mm } (\frac{1}{64}'')$	ISO 10545-2
$7 \text{ cm } (2\frac{3}{4}'') \leq N < 15 \text{ cm } (6'')$	$\pm 0.9\text{mm } (\frac{1}{32}'')$	
$N \geq 15 \text{ cm } (6'')$	$\pm 0.6\% \text{ with a maximum of } \pm 2.0\text{mm } (\frac{5}{64}'')$	
$N < 7 \text{ cm } (2\frac{3}{4}'')$	$\pm 0.5\text{mm } (\frac{1}{64}'')$	
$7 \text{ cm } (2\frac{3}{4}'') \leq N < 15 \text{ cm } (6'')$	$\pm 0.5\text{mm } (\frac{1}{64}'')$	
$N \geq 15 \text{ cm } (6'')$	$\pm 0.6\% \text{ with a maximum of } \pm 2.0\text{mm } (\frac{5}{64}'')$	
$7 \text{ cm } (2\frac{3}{4}'') \leq N < 15 \text{ cm } (6'')$	$\pm 0.75\text{mm } (\frac{1}{32}'')$	
$N \geq 15 \text{ cm } (6'')$	$\pm 0.5\% \text{ with a maximum of } \pm 1.5\text{mm } (\frac{1}{16}'')$	
$7 \text{ cm } (2\frac{3}{4}'') \leq N < 15 \text{ cm } (6'')$	$\pm 0.75\text{mm } (\frac{1}{32}'')$	
$N \geq 15 \text{ cm } (6'')$	$\pm 0.5\% \text{ with a maximum of } \pm 2.0\text{mm } (\frac{5}{64}'')$	
$7 \text{ cm } (2\frac{3}{4}'') \leq N < 15 \text{ cm } (6'')$	$\pm 0.75\text{mm } (\frac{1}{32}'')$	
$N \geq 15 \text{ cm } (6'')$	$\pm 0.5\% \text{ with a maximum of } \pm 2.0\text{mm } (\frac{5}{64}'')$	
$7 \text{ cm } (2\frac{3}{4}'') \leq N < 15 \text{ cm } (6'')$	$\pm 0.75\text{mm } (\frac{1}{32}'')$	
$N \geq 15 \text{ cm } (6'')$	$\pm 0.5\% \text{ with a maximum of } \pm 2.0\text{mm } (\frac{5}{64}'')$	
$N \geq 15 \text{ cm } (6'')$	$\pm 0.5\% \text{ with a maximum of } \pm 2.0\text{mm } (\frac{5}{64}'')$	
C		
B		
R9		DIN 51130
R10		
R11		
R12		
V8		DIN 51130
V6		
$F \geq 1100 \text{ N}$		EN ISO 10545-4
$F \geq 700 \text{ N}$		
Minimum 32 N/mm ²		EN ISO 10545-4
		EN ISO 10545-12
Class: 3		EN ISO 10545-13
Class: 3		
Class: 2		EN ISO 10545-14
Class: 2		



UPEC rating presentation

Most of our tiles have a UPEC rating making it possible to identify the technical specifications and compatibility depending on different uses. This UPEC rating, which is optional and obtained through a voluntary approach, is intended to guide professionals in their flooring recommendations.

Premise and product rating

Every housing, commercial or public (such as stations, airports, hospitals) building has a UPEC rating broken down as follows:

– **U**: indicates the wear caused by walking and standing resulting in abrasion, soiling, scratching or a change in surface appearance.

The U rating varies from 2 (least resistance) to 4 (very high resistance suitable for public areas, shopping malls, station halls, etc.).

– **P**: indicates the mechanical effects due to the presence, movement and use of static or mobile furniture and the risk of more or less heavy falling items.

The P rating varies from 2 (premises in which falling items are occasional and low intensity) to 4s (highest resistance).

– **E**: indicates the tiling performance in contact with water, in particular relative to handling and maintenance activities.

The E rating varies from 1 (occasional presence of water) to 3 (frequent and/or extended presence of water).

– **C**: indicates the resistance to domestic chemical and staining agents that can have an impact on durability and can, for example, cause indelible stains.

The C rating can vary from 0 (minimum risk environment but never risk-free) to 2 (frequent contact with chemical or staining products).

The “Notice sur le Classement U.P.E.C. des locaux” document (Cahiers du CSTB n° 3782), can be viewed at the following address <https://evaluation.cstb.fr/doc/classement/upec/e-cahier-3782-v2.pdf>, and gives a summary of all the premise rating tables.

UPEC rating per product

Format	Dimensions	Thickness	UPEC rating
Square	12 x 12mm ($\frac{1}{2} \times \frac{1}{2}$ "	3.8mm ($\frac{5}{32}$ "	U4 P3 E3 C2
Square	20 x 20mm ($\frac{3}{4} \times \frac{3}{4}$ "	3.8mm ($\frac{5}{32}$ "	U4 P3 E3 C2
Square	35 x 35mm ($1\frac{3}{8} \times 1\frac{3}{8}$ "	9mm ($\frac{23}{64}$ "	U4 P3 E3 C2
Square	50 x 50mm (2x2")	5mm ($\frac{13}{64}$ "	U4 P3 E3 C2 ; U4 P3 E3 C1 ⁽¹⁾
Square	50 x 50mm (2x2")	9mm ($\frac{23}{64}$ "	U4 P3 E3 C2
Square	100 x 100mm (4x4")	9mm ($\frac{23}{64}$ "	U4 P4+ E3 C2 ; U4 P4 E3 C1 ⁽²⁾ ; U4 P4+ E3 C2 ⁽²⁾
Square	100 x 100mm (4x4")	11mm ($\frac{7}{16}$ "	U4 P4S E3 C2 ; U4 P4+ E3 C1 ⁽⁴⁾
Square	150 x 150mm (6x6")	9mm ($\frac{23}{64}$ "	U4 P4+ E3 C2 ; U4 P4+ E3 C1 ⁽⁵⁾
Square	200 x 200mm ($7\frac{7}{8} \times 7\frac{7}{8}$ "	9mm ($\frac{23}{64}$ "	U4 P4+ E3 C2 ; U4 P4+ E3 C1 ⁽⁴⁾
Square one round edge R10	50 x 50mm (2x2")	5mm ($\frac{13}{64}$ "	U4 P3 E3 C2 ; U4 P3 E3 C1 ⁽¹⁾
Square one round edge R10	100 x 100mm (4x4")	9mm ($\frac{23}{64}$ "	U4 P4+ E3 C2 ; U4 P4 E3 C1 ⁽²⁾ ; U4 P4+ E3 C1 ⁽¹⁾
Square anti-slip one round edge R10	50 x 50mm (2x2")	5mm ($\frac{13}{64}$ "	U4 P3 E3 C2 ; U4 P3 E3 C1 ⁽¹⁾
Square anti-slip one round edge R10	100 x 100mm (4x4")	9mm ($\frac{23}{64}$ "	U4 P4+ E3 C2 ; U4 P4 E3 C2 ⁽²⁾ ; U4 P4+ E3 C1 ⁽¹⁾
Square anti-slip R10	50 x 50mm (2x2")	5mm ($\frac{13}{64}$ "	U4 P3 E3 C2 ; U4 P3 E3 C1 ⁽¹⁾
Square anti-slip R10	100 x 100mm (4x4")	9mm ($\frac{23}{64}$ "	U4 P4+ E3 C2 ; U4 P4 E3 C2 ⁽²⁾ ; U4 P4+ E3 C1 ⁽³⁾
Hexagon	50mm (2")	5mm ($\frac{13}{64}$ "	U4 P3 E3 C2 ; U4 P3 E3 C1 ⁽¹⁾
Hexagon	100mm	9mm ($\frac{23}{64}$ "	U4 P4+ E3 C2
Hexagon	150mm (6")	9mm ($\frac{23}{64}$ "	U4 P4+ E3 C2 ; U4 P4+ E3 C1 ⁽⁶⁾
Octagon	100mm (4")	9mm ($\frac{23}{64}$ "	U4 P4+ E3 C2 ; U4 P4+ E3 C1 ⁽⁷⁾
Octagon	150mm (6")	9mm ($\frac{23}{64}$ "	U4 P4+ E3 C2 ; U4 P4+ E3 C1 ⁽⁸⁾
Rectangle	50 x 23.5mm (2x1")	5mm ($\frac{13}{64}$ "	U4 P3 E3 C2 ; U4 P3 E3 C1 ⁽¹⁰⁾
Rectangle	100 x 200mm	9mm ($\frac{23}{64}$ "	U4 P4 E3 C2
Step tread	50 x 50mm (2x2")	5mm ($\frac{13}{64}$ "	U4 P3 E3 C2 ; U4 P3 E3 C1 ⁽¹⁾
Step tread	100 x 100mm (4x4")	9mm ($\frac{23}{64}$ "	U4 P4+ E3 C2 ; U4 P4 E3 C2 ⁽⁹⁾ ; U4 P4+ E3 C1 ⁽¹⁾

(1) Colours: BAU ; PYR

(2) Colours: 503; 504; 506; 507; 510

(3) Colours: BAU; ONT; PYR

(4) Colour: VEU

(5) Colours: ONT; VEU

(6) Colours: BAU; ONT; VEU; PYR

(7) Colour: ONT

(8) Colours: ONT; PYR

(9) Colours: 503; 506; 507; 510

(10) Colours: BAU; RSV

As UPEC certification is a voluntary and optional procedure, the table above only features our UPEC certified formats. The detail of our UPEC ratings is available online at <https://webapp.cstb.fr/upec-ceramique/>



IMPORTANT INFORMATION

Size variations

As our tiles belong to the dry pressed tile with low water absorption family, their size can vary according to the tolerances defined by the approved organisations (Cahier du CSTB and applicable EN 14411 standard). As a result, it is essential to provide for a grout width of 2 to 3mm for all our tiles supplied loose, with possible adjustments needed due to this constraint.

Storage

All packages must be stored away from humidity, in particular mosaics assembled with frontpaper to preserve their adhesive properties. Returns will not be accepted for packages previously exposed to humidity.

Grouting recommendations

It is strongly recommended to plan for a 2 to 3mm ($\frac{5}{64}$ " to $\frac{1}{8}$ ") grout space between the different tiles which should be filled with a grey cement based grouting product. Coloured grouting products (in particular black) are strongly advised against due to the risk of stains.

Use of a sealer product

This operation must be done after the tiles have been installed and only on perfectly clean and dry tiles (with all cementitious grout haze removed). It is necessary for all highly exposed areas such as showers, kitchen splashbacks and for all outside projects to make sure no stain appears over time.

Outdoor use

Our tiles are perfectly suitable for outdoor use (hot or cold and dry or wet environments). Refer to the technical data sheet for more information.

Tile colours and shades

Our tiles are made of natural products, especially clay, and shades may therefore vary from one batch to another. To ensure that you receive tiles of a same shade, we suggest that you place a single order only for one and the same surface area.

If, however, you need a specific shade, please contact our Sales Department to check availability.

As accessories and tiles are produced differently, slight variations in shade may be noted.


Samples

We supply samples to help you make your choice. Feel free to contact us to get a colour chart or a specific sample. Sample shades, even though close, may vary slightly compared to the delivered product (see Tile colours and shades above).

Acknowledgements

Alessio Mei
Atelier Jeanne Dumont (@atelierjeannedumont)
Bertrand Monfait (www.bertrandmb.fr)
Bob Reinjnders (@bob.photographer)
Boys Play Nice (@boysplaynice)
Chambre Noire (@chambrenoire.studio)
Dagmar Stepanova (@formafatal)
Eclat Korea Séoul (@eclatkorea_official)
Eyedoll (@eyedollfactory)
Florence Girod (@florence.girod)
Getaz (www.getaz-miauton.ch)
Gloria Jurado (@gloriajurado_)
Intercodam Amsterdam (@intercodam)
Karine Lewkowitz (@karinelewkowicz)
Modena (www.modena.no)
Nicolas Themed (@nicolas_themed)
Olde English Tiles Sydney (@oldeenglishtiles)
Olivier Loirat (www.villacoteplateau.com)
Signature (@signaturemobilieretdecoration)
Vincent Lopes-Demay
Yachar Bouhaya (@yacharbouhaya)







Your Winckelmans dealer

HEADQUARTERS AND FACTORY

584 avenue de Dunkerque BP 10147
59461 Lomme Cedex - France

WINCKELMANS PARIS

14 Rue Bremonnier
75017 Paris - France

www.winckelmans.com

commercial@winckelmans.com
+33 (0)3 20 92 16 54

